

Pennsylvania
Gaming Control Board



Annual Report
2024 - 2025



VISION STATEMENT

The goal of the Pennsylvania Gaming Control Board is to be the premier gaming regulator in the United States, maintaining and enhancing public trust with honesty, integrity and credibility.

MISSION STATEMENT

The Pennsylvania Gaming Control Board, guided by the Gaming Act and supported by a dedicated professional staff, will protect the interest of the public by ensuring the integrity of legalized gaming through the strict enforcement of the law and regulations, the licensing of qualified individuals and entities, and fulfilling the objectives of legalized gaming in the Commonwealth to deliver a significant source of revenue, assist the horse racing industry, provide broad economic opportunities and enhance tourism.

TABLE OF CONTENTS

Board Members	2
Messages from the Chair & Executive Director.....	3
The Work of the Pennsylvania Gaming Control Board	4-11
Office of Compulsive and Problem Gambling	12-13
PGCB Revenue & Expenditures	14
Public Meetings & Executive Sessions	15
Gaming Overview In Pennsylvania	16
Retail Casinos.....	17
Interactive Gaming	18-19
Sports Wagering	20
Video Gaming Terminals at Truck Stops	21
Fantasy Sports Contests	22
Social Media Outreach Efforts	23
Casino Revenue Data	24-41

BOARD MEMBERS



Vacant
Board Member

Designated by the Governor



Denise J. Smyler
Chair

Designated by the Governor



Sara Manzano-Díaz
Board Member

Designated by the Governor



Frank Dermody
Board Member

Designated by the
Speaker of the
House of Representatives



George Dunbar
Board Member

Designated by the
Minority Leader of the
House of Representatives



**Christopher W.
Huffman**
Board Member

Designated by the
President Pro Tempore
of the Senate



Shawn Dillon
Board Member

Designated by the
Minority Leader
of the Senate



**The Honorable
Pat Browne**
Ex-Officio Member
Secretary of Revenue



**The Honorable
Stacy Garrity**
Ex-Officio Member
Treasurer



**The Honorable
Russell C. Redding**
Ex-Officio Member
Secretary of Agriculture

MESSAGES FROM THE CHAIR & EXECUTIVE DIRECTOR

2025 may mark my last year as a Commissioner on the Gaming Control Board. It has been a highlight in my professional career to serve as Chair for the past five years. I want to thank former Governor Tom Wolf for his faith in my abilities when he first appointed me in 2019. I also want to thank Governor Josh Shapiro for allowing me to continue to serve as Chair of the PGCB.

History was made at the PGCB during my six years of service. For the first time since its inception, four of the seven Commissioners were women. Of the four of us, I was the first African American appointed as Chair, Commissioner Manzano-Díaz was the first Latina, Commissioner Regan was the first female with federal law enforcement experience and Commissioner Ralston was the youngest person ever appointed to the Board. We, along with our male colleagues, have worked to continue to move the agency forward.

So, what has happened with legalized gambling in Pennsylvania during the past five years? In a nutshell, it has continued to grow, which is good for the Commonwealth. In particular, the introduction and growth of both iGaming and sports wagering has enabled tax revenue from gaming regulated by the PGCB to increase nearly 140% during that time. This means more dollars being invested in school property tax reduction and grant programs available to all counties.

I have also seen first-hand the dedicated work of the employees of the PGCB. They stay on top of the many challenging technological changes that are occurring in gaming and continue to protect the interests of the citizens of the Commonwealth through tight, but fair regulations.

At the same time, I am very proud of the work by the PGCB to ensure that tools are easily available to assist those who develop adverse gambling habits. Certainly, when gaming becomes more accessible through the internet, these efforts are even more critical.

We are pleased to provide this report outlining the work of the PGCB during the past fiscal year and always invite comment by email at pgcb@pa.gov.

Denise J. Smyler

Chair



As we look back on Fiscal Year 2024–2025, I am proud to report that the Pennsylvania Gaming Control Board continues to fulfill its mission of ensuring the integrity of gaming operations while promoting responsible gaming, and safeguarding the interests of the Commonwealth. This past year, Pennsylvania's gaming industry demonstrated resilience and growth, contributing \$2.8 billion in tax revenue and supporting thousands of jobs across the state. Our regulatory oversight remains strong, and we are committed to maintaining public confidence in all licensed gaming activities.

Looking ahead, the Board will continue to explore improvements in our regulatory work in the areas of responsible gaming, licensing, compliance, and cybersecurity protocols across all platforms. Our goal is to ensure that Pennsylvania remains a leader in safe, innovative and well-regulated gaming. All of our efforts reflect our ongoing commitment to balance economic opportunity with social responsibility.

On behalf of the Board, I thank our licensees, partners, and the citizens of Pennsylvania for their continued trust and engagement. We look forward to another productive year and remain dedicated to transparency, accountability, and excellence in gaming regulation. Should you have any questions or wish to engage with our initiatives, please do not hesitate to reach out.

Kevin F. O'Toole

Executive Director



THE WORK OF THE PENNSYLVANIA GAMING CONTROL BOARD

The Pennsylvania Gaming Control Board (“PGCB” or “Board”) serves as an independent regulatory agency established under the Pennsylvania Race Horse Development and Gaming Act of 2004. Charged with overseeing legalized gaming in the Commonwealth, the PGCB ensures responsible regulation across a varied collection of entities that include brick and mortar casinos, retail and online sports wagering, online casino gaming (“iGaming”), video gaming terminals (“VGTs”) at truck stops, and fantasy sports contests.

At the close of Fiscal Year 2024/2025, the PGCB employed 368 professionals working to uphold a strong yet equitable regulatory framework that promotes integrity, transparency, and public confidence in Pennsylvania’s gaming industry. This framework not only safeguards the interests of all Pennsylvanians but also supports an industry that contributes significantly to the Commonwealth’s economy.

Legalized gaming continues to generate substantial tax revenues, providing critical funding that helps reduce school property taxes, supports the horse racing and agricultural sectors, drives economic development, and delivers financial assistance to local communities across Pennsylvania. Additionally, the industry offers meaningful employment opportunities to over 15,800 individuals.

At the PGCB, fostering diversity remains a fundamental priority. All licensed entities are required to implement Diversity and Hiring Plans that reflect a commitment to equal opportunity in contracting and employment. These initiatives are regularly reviewed to ensure measurable progress toward enhancing representation within the gaming industry. (For further information on Diversity efforts consult the PGCB website and review the 2024/2025 Diversity report.)

Furthermore, the Board is committed to promoting responsible gaming by requiring licensees to maintain approved compulsive and problem gambling prevention plans (see page 12).

Pursuant to the Pennsylvania Race Horse Development and Gaming Act (“Act”), the Board is required to submit annually to the Governor and the General Assembly a report on the general operation of the board and gaming licensee’s performance, including, but not limited to:

- the number and win per slot machine during the previous year;
- all taxes, fees, fines and other revenues collected and where appropriate and possible, the disbursement of these funds;
- the cost of operation of the board;
- all hearings conducted and the decisions from the hearings; and,
- other information that the board deems necessary and appropriate.

PGCB Staffing	June 30, 2025
Commissioners	7
Executive Offices	15
Investigations & Enforcement	87
Casino Compliance	149
Licensing	21
Office of Chief Counsel	13
Hearings and Appeals	4
Gaming Operations	28
Administration	44
Total	368

Administration

The PGCB consists of nine Bureaus and Offices and operated under a budget of \$57 million.

Of the 368 employees of the Board, 47% have been with the agency for over 10 years reflecting strong loyalty and deep organizational knowledge that fuels the agency’s expertise and commitment to maintaining integrity in gaming.

During fiscal year 2024/2025, the PGCB expanded its staff to address the continued growth of internet gaming. The Office of Human Resources also worked to attract a more diverse talent pool by engaging with relevant groups to communicate its commitment to diversity and shared opportunities, and to build strong relationships for future hiring.

The PGCB continues to focus on strengthening its talent pool of candidates through engagement with relevant affinity

groups, and by increasing and diversifying its presence on various social media platforms.

In response to an aging infrastructure, the PGCB's Office of Information Technology successfully transitioned core systems to the Microsoft Azure Cloud. This migration delivers a host of benefits: enhanced scalability, reduced maintenance overhead, and cost-efficient operations through usage-based billing. It also empowers remote access, enables rapid deployment of services, and strengthens security and disaster recovery capabilities. This move marks a critical step forward in modernizing the Board's IT environment and aligning with long-term organizational goals.

As part of its ongoing multi-year initiative to modernize PGCB systems, several new implementations were introduced. For example, a new system was developed specifically for the PGCB's Gaming Laboratory marking a significant step forward in improving operational efficiency and technical capabilities. Additionally, the PGCB deployed FreshDesk—a third-party customer support platform—to modernize the handling of gaming patron complaints.

Outreach

The Board strives to maintain transparency in its work on behalf of the citizens of the Commonwealth. This is accomplished primarily through the Office of

Communications, whose work includes:

- Responds as quickly and accurately as possible to every media and public inquiry;
- Creates and distributes news releases on pertinent subjects;
- Facilitates the creation of an Annual Report and an annual Diversity Report;
- Engages community groups statewide through public speaking;
- Assures that all meetings and hearings are available through live stream and then via a recording; and,
- Works with IT to enhance public-facing websites with updated information.

This outreach ensures that the public receives firsthand information about the Board's oversight activities and the impact of legalized gambling in their communities.

During the fiscal year, the Board through the Office of Communications worked to enhance its messaging to the public through social media channels. This includes a specific campaign for "Responsible Gaming" which provides information on gambling on regulated sites and identification and help for gambling problems (see page 23).

The Board also continued its efforts of outreach to the public



Recognizing the Signs: Problem Gambling

Visit www.responsibleplay.pa.gov for additional resources.



Gambling to escape problems



Being preoccupied with gambling



Lying about gambling

Casino Compliance	FY 24/25
Daily Shift Reports	19,343
Office of Enforcement Counsel Referrals	1,154
Responsible Gaming Reports	3,738
Slot-Tables Reports	21,144
Patron Complaints	1,931
Technical Field Representative Reports	8,156
Slot/Table Games Delivery	650
Live Studio Table Game Reports	80

Licensure Applications Approved by Type	FY 24/25
Facility - Category 1	1
Facility - Category 2	1
Slot Machine Manufacturer	4
Table Game Manufacturer	2
Slot Machine Supplier	1
Affiliate	94
Key Employee	98
Principal	226
Principal Entity	52
Junkets	1
Gaming Level 2	784
Gaming Employee	6,031
Non-Gaming Employee	2,700
Certified/Registered Vendor, Vendor Affiliate, Employee, Gaming Related GSPS	910
Fantasy Contest Operators	3
iGaming Operators	1
Sports Wagering Operators	1
Sports Wagering Manufacturer	3
iGaming Manufacturer	10
VGT Terminal Operator	6
VGT Principal Qualifier	18
VGT Key Employee Qualifier	4
VGT Procurement Agent Entity	1
VGT Establishments	41
Total	10,993

through its “Don’t Gamble with Kids” campaign by assisting with identifying minors that are left unattended while an adult (parent, relative, or guardian) engages in gambling at a casino.

Monitoring for Gaming Integrity

During the fiscal year, the Bureau of Casino Compliance (BCC) continued to uphold the integrity of Pennsylvania’s gaming industry through in-person oversight at every licensed casino in Pennsylvania. Casino Compliance Representatives (CCRs) conducted thorough examinations of both gaming floors and back-of-house operations to detect and address any potential regulatory violations, ensuring adherence to all standards and regulations.

In collaboration with the Board’s Information Technology Section, the BCC deployed FreshDesk, a third-party customer support platform designed to modernize and streamline the handling of patron complaints. This implementation replaced manual processes, enhanced workflow efficiency, and positioned the BCC to provide more timely and responsive service to patrons.

The BCC also maintained oversight of online gaming by verifying server locations to confirm compliance with security and regulatory requirements. Furthermore, CCRs served as a liaisons with the Office of Compulsive and Problem Gaming (OCPG) and partnered closely with the Director of Gaming Operations to review and approve slot machine placements, replacements, floor plans, and surveillance coverage prior to any modifications in casino floor configurations.

The BCC continued to monitor all Video Gaming Terminal in Truck Stops across Pennsylvania, checking for compliance, conducting onsite inspections, checking for slot machine integrity, problem gaming information and insuring truck stop staff are properly licensed.

Over the course of the fiscal year, BCC staff managed and reviewed over 1,900 patron complaints, evaluated 650 new slot and table games statewide, and processed in excess of 19,000 daily shift reports

Data and Analytics

During fiscal year 2024/2025, the Office of Data and Analytics made substantial progress in advancing the PGCB’s ability to monitor and regulate the gaming industry through the development of a data analytics infrastructure.



Number of Applications	FY 24/25
Received	11,304
Approved	10,993
Interim Approved/Extended	87
Denied	1
Surrendered	170
Withdrawn	192
Revoked	2
Suspended	4

This initiative is central to strengthening oversight capabilities and ensuring effective regulatory compliance. Concurrently, the office introduced options to automate internal reporting processes, showcasing the power of data visualization to improve clarity and facilitate informed decision-making across the organization.

In addition, the office began leveraging PowerBI as a reporting tool, which has allowed for dynamic, real-time data presentation. This technology was also employed to publish important metrics, such as self-exclusion statistics, on our public-facing website—demonstrating the PGCB’s commitment to transparency and public accountability.

Licensing and Investigations

During fiscal year 2024/2025, the Bureau of Licensing (“BOL”) played a pivotal role in facilitating the renewal of several licensees. These included the Category 1 license of Mountainview Thoroughbred Racing Association, LLC (Hollywood Casino at Penn National Race Course) and Category 2 licensee Wind Creek Bethlehem, LLC (Wind Creek Bethlehem).

Additionally, the PGCB renewed 3 Sports Wagering Certificates held by casino operators.

BOL continued its interim authorization process for operators, manufacturers, and suppliers to facilitate operation in Pennsylvania. Initiated last fiscal year, this process allows prospective licensees to start operations after meeting certain requirements but before full licensure.

This approach enables the introduction of innovative new products to the gaming market more quickly while ensuring compliance with regulatory standards. The same strategy was applied to the temporary credential process for gaming employees of casino operators, thereby helping casinos staff their gaming floors more swiftly and reducing the loss of potential employees due to the lengthy hiring process.

This fiscal year, the PGCB Board issued 87 interim approvals and approved approximately 11,000 applicants. Additionally, BOL collected over \$7 million in application and license fees and printed nearly 9,000 credentials.

Investigations and Enforcement

The Bureau of Investigations and Enforcement (“BIE”), in close collaboration with the Bureau of Licensing and the Office of Enforcement Council (“OEC”), plays an essential role in upholding the integrity of Pennsylvania’s gaming industry and safeguarding the interests of its citizens.

BIE concentrates its efforts in the following key areas:

- **Licensing Investigations:** BIE conducts comprehensive background investigations on individuals and entities applying for gaming-related licenses, permits, certifications, or registrations. The results of these inquiries are detailed in reports evaluating applicants’ qualifications and overall suitability.

- **Enforcement Investigations:** BIE investigates non-criminal regulatory violations involving licensed operators and regulated persons. This includes matters such as the exclusion of patrons engaged in nefarious behavior, misconduct by casino staff, failure of licensees to make proper notifications to the Board, and incidents of underage or self-excluded gaming.
- **Financial Investigations:** BIE, through its Financial Investigations Unit (FIU), examines corporate compliance submissions and monitors the financial health of licensees. The unit scrutinizes the backgrounds and transactions of key stakeholders and entities to ensure compliance with financial suitability standards to protect the public's interest. The findings from these investigations often lead to potential actions that can come before the Board.

Findings from these investigations are brought before the Board for suitability determinations and enforcement actions.

Gaming Laboratory	FY 24/25
Submissions Received	2,317
Approval Letters	2,419
Withdraws	157
Revocations	136
Interactive Products Reviewed	1,102
VGT Products Reviewed	1
Sportsbook Products Reviewed	16
Table Games & Table Game Assoc. Equip. Products Reviewed	11
Slot Machines & Slot Machine Assoc. Equip. Products Reviewed	492
New Manufacturers Added this Fiscal Year	9

Gaming Laboratory Operations

A cornerstone of the PGCB's commitment to public protection is its Office of Gaming Laboratory Operations ("GLO"). GLO tests all software, hardware, and associated equipment utilized across the gaming industry to ensure compliance with regulatory standards. No gaming devices—including slot machines, table games, internet-based games, sports wagering technology, live dealer studio equipment, video gaming terminals at truck stops and other related equipment—may be deployed by licensees without prior approval from GLO.

During fiscal year 2024/2025, GLO completed 2,419 evaluations of gaming products to verify adherence to all technical standards, regulatory requirements, and provisions outlined in the Gaming Act. These evaluations are a prerequisite for authorizing the use of products in casinos, VGT establishments, and iGaming environments. Additionally, GLO processed 136 revocations of previously approved product submissions, thereby removing these products from authorized use within casinos, internet gaming, and sports betting platforms.

GLO maintains a collaborative relationship with authorized independent test laboratories, facilitating the certification of software submitted by licensed manufacturers to ensure ongoing compliance and integrity.

In February 2025, GLO in cooperation with the Office of Information Technology, implemented the Gaming Lab Submission Management Application which has enhanced operational efficiency and technical capabilities. Key features such as work queues, defined workflow steps, and priority data fields enable staff to effectively manage assignments and deadlines, thereby streamlining laboratory operations.

In alignment with Pennsylvania's participation in the Multi-State Internet Gaming Agreement ("MSIGA"), GLO implemented additional testing protocols during the fiscal year to ensure seamless interoperability and security of cross-jurisdictional iGaming platforms. These enhanced testing measures affirm Pennsylvania's commitment to safeguarding the integrity of the MSIGA and provide licensees with access to expanded player pools under stringent regulatory oversight.

Legal Matters and Hearings:

Three (3) separate and distinct groups of attorneys, hearing officers and support staff work independent of each other within the PGCB, each with a unique role. Those teams fall under the Office of Chief Counsel ("OCC"), the Office of Enforcement Counsel ("OEC"), and the Office of Hearings and Appeals ("OHA").

Office of Chief Counsel

The Office of Chief Counsel consists of a staff of thirteen (13) individuals, including nine (9) attorneys. It serves as counsel to the seven (7)-member Board, as well as to the agency as a whole, providing an array of legal services in the areas of contracting, procurement, litigation, human resources, records retention, and any other administrative

matter requiring legal advice and/or representation. OCC is also responsible for the drafting of all Board regulations and shepherding them through the promulgation process. It also houses the agency’s Open Records Office and the Board’s Office of Legislative Affairs. The OCC’s primary responsibility, however, is advising the Board on all matters coming before it for consideration (e.g. enforcement actions, petitions for relief and licensing matters) and, thereafter, representing the PGCB before the Commonwealth Court of Pennsylvania and/or the Supreme Court of Pennsylvania in any appeals of Board decisions.

During the last fiscal year, OCC continued to see an increase in matters coming before the Board for consideration. Of note, with the BIE’s focus on iGaming fraud during the fiscal year, the Board has seen an increase in cases seeking to exclude people from online gaming in the Commonwealth as they were involved in fraudulent on-line activity including, but not limited to, the use of stolen identities and credit card chargebacks after funds were wagered and lost. Additionally, during the fiscal year, the OCC obtained a favorable ruling from the Supreme Court of Pennsylvania, upholding the licensure of a casino near State College, which is expected to open in 2026. OCC also successfully negotiated entry of the Commonwealth into a multi-state poker compact (allowing poker players from New Jersey, Michigan, Delaware, Nevada and West Virginia to play with Pennsylvania players in on-line poker games hosted in any of those jurisdictions). Finally, OCC continued to help legislators consider proposals to regulate “skill games” in the Commonwealth, while two cases which will ultimately determine the legality of these machines without question, remain pending before the Supreme Court of Pennsylvania.

Office of Hearings and Appeals

The Office of Hearings and Appeals receives and processes all filings, conducts hearings, builds legal records, and produces Reports and Recommendations for the Board’s consideration. During fiscal year 2024/2025, the OHA received more than 3,300 filings.

OHA conducted 109 hearings for applicants, licensees and others seeking Board action. Most hearings are held via video and telephone, which allows the parties to participate remotely and limits the time needed and the high cost of travel. The use of video and telephone hearings has also, through easier convenience, greatly increased participation of the individuals seeking redress from the Board.

Additionally, OHA held public input hearings associated

with casino license renewals for Wind Creek Bethlehem in July 2024, Presque Isle Downs Casino in September 2024, Hollywood Casino Morgantown and Parx Casino in April of 2025 and Live! Casino Pittsburgh in June of 2025. Public input hearings ensure that individuals, community organizations, and government officials can provide comments to the Board about the licensees. If the Board determines these entities are qualified to have the license renewed, it is done so for a subsequent five-year period.

Types of Filings	FY 24/25
Petitions	450
Answers/Motions/Misc.	1,410
Enforcement Actions (Includes 179 Exclusion List Petitions)	321
Requests for Oral Hearing	48
Reports and Recommendations Issued	86
Exceptions	6
Disposed Hearing Files	17
– Board Orders	856
– Board Orders	198
Total Orders Processed	1,054
Hearings Conducted by OHA	109
Records Certified to Courts	0
Requests for Documents	5

Office of Enforcement Counsel

The Office of Enforcement Counsel stands as a statutorily established, independent guardian of Pennsylvania’s gaming landscape, committed to preserving integrity and public trust. Throughout the 2024/25 fiscal year, the OEC initiated 1,547 enforcement actions against individuals who threatened the Commonwealth’s regulated gaming environment. These measures ranged from issuing urgent cease-and-desist orders against unlicensed operators to filing exclusion petitions that bar individuals from patronizing Pennsylvania’s gaming industry. In cases of flagrant misconduct, the OEC pursued license revocations, suspensions, and civil penalties—actions that underscore its mission to deter wrongdoing through robust, no-nonsense accountability.

At the heart of the OEC’s efforts lies a rigorous licensing review process that balances opportunity with responsibility. Over the past year, the OEC advanced 1,395 licensing recommendations — each backed by a vetting of character,

background, and financial pedigree. This work has balanced the transformative growth within Pennsylvania’s gaming market by greenlighting only those individuals and entities who exhibit integrity, thereby enabling the industry to expand dynamically while safeguarding its reputation.

Collaboration by the OEC with the BIE’s Financial Investigation Unit (“FIU”) resulted in conducting 55 financial fitness assessments that scrutinized every major transaction and corporate restructuring within the gaming sector. These assessments go beyond mere number-crunching—they probe the depth of capital sources, evaluate risk exposures, and verify that operators maintain the fiscal resilience needed to protect patrons and the Commonwealth. Additionally, the OEC handled 398 petitions filed by licensees and individuals seeking special permissions—whether to introduce novel game formats, adjust ownership structures, or pursue innovative service offerings—ensuring each request aligns with statutory requirements and the broader public interest.

Behind every enforcement action and licensing decision lies a foundation of thorough, often complex investigations. The OEC, in coordination with BIE and other PGCB Offices or Bureaus, leverages state-of-the-art techniques—reviewing video surveillance, conducting in-depth interviews, performing forensic accounting audits, and engaging in engineering analyses of gaming equipment. Investigations may span a single incident or entail multifaceted probes involving multiple bureaus, triggered by anything from a patron complaint to intelligence gathered during routine audits. Importantly, our licensees bear an affirmative duty to self-report potential infractions when, for example, an underage guest gains unauthorized access to a gaming floor. Swift notification initiates a compliance review that exemplifies our proactive approach to risk mitigation.

In addition to exclusion petitions and cease-and-desist directives, OEC issues formal warning letters that outline corrective actions and signal the severity of future consequences. The OEC convenes compliance conferences and suitability hearings to chart remediation pathways and negotiate consent agreements that settle disputes. In Fiscal Year 2024/2025 alone, 12 such consent agreements were approved, culminating in \$526,280 in fines and civil penalties. This tangible recovery not only punishes malfeasance but also reinforces the message that Pennsylvania’s gaming statutes are backed by swift, predictable enforcement.

Office of Enforcement Counsel	FY 24/25
Enforcement Actions	1,547
Licensing Recommendations	1,395
Financial Fitness Assessments	55
Petition Responses	398
Consent Agreements Approved	12
Fines & Civil Penalties Assessed	\$526,280

Gaming Operations

In fiscal year 2024/2025, the Bureau of Gaming Operations (“BGO”) continued its commitment to ensuring the integrity of land-based and online gaming throughout the Commonwealth. With shared oversight with other PGCB bureaus spanning casinos, iGaming, video gaming terminals, fantasy contests and sports wagering, BGO ensures that licensed operators remain compliant with Board regulations and the Gaming Act.

As an example, BGO’s Compliance Unit reviewed more than 1,300 internal controls for table games and slot machine submissions, reinforcing regulatory compliance across key operational departments such as finance, security, surveillance, table games and slots.

Additionally, BGO’s Audit Unit completed 18 compliance audits at both brick-and-mortar and online casinos and audited 11 Local Law Enforcement Grants, awarded by Board to local law enforcement agencies to investigate violations of and enforce laws relating to unlawful gambling.

Pennsylvania remains at the forefront of interactive gaming, setting new standards for Know Your Customer (“KYC”) protocols. In January, the PGCB, through the BGO’s iGaming Unit, rolled out enhanced KYC requirements designed to bolster account security, verify user identities and prevent fraud. These updated best practices include:

- Secure photo ID uploads with liveness detection;
- Precise data matching for identity confirmation; and,
- Advanced multi-factor authentication (“MFA”) using biometric passkeys and Fast Identity Online technologies

The new digital identity verification measures aim to safeguard consumers from identity theft, underage gambling, and unauthorized play by individuals on self-exclusion lists. Enhanced MFA protocols provide an additional layer of protection against account takeovers.

In another major milestone for iGaming, Pennsylvania joined the Multi-State Internet Gaming Agreement (“MSIGA”) in April, allowing shared liquidity for online poker across state lines. Having only two full months of data, it appears in the short term that the MSIGA has helped increase revenue for those providers participating in the compact. With four iGaming platforms now offering shared-liquidity poker, Pennsylvania, offering the largest population among the MSIGA members states, leads a growing network of states that are part of the agreement. The benefits of shared-liquidity poker include:

- Larger player pools mean fuller tables, shorter wait times and more dynamic gameplay;
- Bigger tournament prize pools create more excitement and attract a wider range of competitors; and,
- Increased competition helps raise the skill level and engagement across platforms.

Gaming Operations	FY 24/25
Internal Controls Reviewed	852
Table Games Submissions Reviewed	490
Slot Tournaments Reviewed	61
Compliance Audits	18
Local Law Enforcement Grant Audits	11
iGaming Website Launches	5
iGaming Platform Migrations	3
Multi-State Poker Website Launches	4

Sports Wagering

The Office of Sports Wagering (“OSW”) oversees and regulates all sports betting activities within the state.

The OSW continuously monitors sports wagering operations and enforces regulations to ensure compliance with the Gaming Act and Board regulations, thereby maintaining the industry’s integrity and fairness. This proactive approach allows for the timely detection and resolution of any issues, fostering a trustworthy environment for all participants.

The OSW oversight has several key tasks:

- reviewing reports for potential unusual or suspicious wagering activity;
- monitoring sports wagering internal control procedures; and,

- investigating patron complaints received from the public.

These functions ensure that sports wagering operators comply with the Gaming Act, Board regulations, and each licensee’s internal controls, thereby ensuring the continued success of sports wagering.

In addition, during the fiscal year the OSW reviewed, evaluated, and approved 407 new types of sporting events and wagering options for the public. To better accomplish this, the OSW has made improvements to the process for reviewing submissions by utilizing analytical software. These enhancements have streamlined the review process while ensuring compliance with Board regulations and the Act, while providing robust wagering options to residents of the Commonwealth.

This fiscal year also included improvements to the submission and review process of promotions, markedly through enhancements to the PGCB’s Customer Service Portal to allow casino and sports wagering operators to submit promotions while eliminating manual filing and manual recordkeeping of submissions. In all, the OSW reviewed over 17,500 promotional offerings in the fiscal year. This is an increase in approximately 4,500 submissions from last fiscal year.

Sports Wagering Operations	FY 24/25
Catalogs of Events and Wagers Reviewed	407
Risk and Trading Reports Reviewed	163
Integrity Monitoring Reports Reviewed	772
Integrity Monitoring Annual Reports Reviewed	17
Promotions Reviewed	17,647
Contests Tournaments and Pools Reviewed	3,654
Bank Account Attestations Reviewed	48
Retail Revenue Reconciliation Reports Reviewed	368
Retail Variance Reports Reviewed	11
Internal Control Submissions Reviewed	78
Patron Complaints	153
Compliance Reports/OEC Referrals Prepared	394

OFFICE OF COMPULSIVE AND PROBLEM GAMBLING

During Fiscal Year 2024/2025, the Office of Compulsive and Problem Gambling ("OCPG") continued its mission to increase awareness of responsible gaming tools and gambling disorder assistance programs, which ensure a safer gambling experience for Pennsylvanians.

Efforts include:

- directing individuals experiencing gambling disorder and their families to assistance organizations' toll-free helplines for referral services and treatment;
- attending outreach events to distribute resources on gambling disorder assistance;
- collaborating with state and national problem gambling agencies and organizations;
- ensuring that gaming operators adopt responsible policies which include assistance for those who are unable to gamble at healthy levels and,
- administering the Board's self-exclusion programs and responsible gaming efforts.

The Boards Self-Exclusion Programs have seen tremendous growth over the past several years, and this year was no different. In 2023, the Board received approximately 5,500 self-exclusion enrollment requests. The following year, in 2024, that total number rose to approximately 7,400.

The Casino Self-Exclusion Program began in 2006 to allow individuals who are experiencing harm related to their gambling behavior to ban themselves from entering and gambling at Pennsylvania casinos. After the passage of the Gaming Expansion Act in 2017, the Self-Exclusion Program was expanded to include three additional lists: iGaming (including online sports wagering), Video Gaming Terminals (VGTs) at truck stops, and online Fantasy Sports Contests.

Over the past year, the increase in enrollments in the iGaming Self-Exclusion Program surpassed all other program enrollments. In 2023, there were about 2,200 total number of requests received for enrollment in iGaming self-exclusion. One year later in 2024, the total number of requests received for enrollment in iGaming self-exclusion climbed to almost 3,500.

In addition to administering and maintaining the Board's self-exclusion programs, the OCPG also ensures that each casino and online gaming operator maintains an approved compulsive and problem gambling plan. These plans detail each operator's

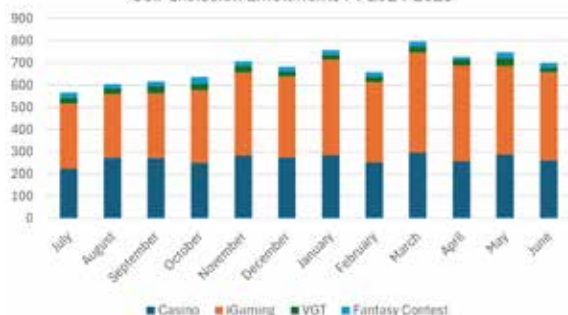
guidelines on problem gambling and responsible gambling, including policies on responsible advertising, employee responsible gambling training materials, underage policies, procedures on identifying individuals who may need assistance, and how to provide assistance to those who need it. These plans consist of vital policies that protect not only the general public, but those who are most vulnerable to developing harmful gambling behaviors.

Additionally, online operators are required to have protections in place for anyone who participates in the world of online gambling. It is required by law and regulation that all online games (casino, sports wagering and fantasy contests) have options on their sites that would enable the player to place self-imposed responsible gaming limits on deposits, wagers, spend and play time. These self-imposed limits are tools that can assist players in keeping their online gambling behavior at a responsible level. Registered players can select a limit or may suspend their account by logging into their account and selecting which limit(s) best fit their needs.

Also, each online operator in Pennsylvania must maintain a responsible gaming webpage. This webpage, available to patrons, contains information on responsible gambling and healthy gambling behavior. Information provided through these RG pages also includes assistance for gambling disorder, including self-exclusion information, problem gambling treatment options, links to resource organizations and gambling assistance and suicide prevention helpline information.

For more information on available treatment services, including the Department of Drug and Alcohol's list of state funded one-on-one counseling services and Gamblers Anonymous schedules, visit the OCPG's website, www.ResponsiblePlay.pa.gov, call 1-800-GAMBLER, text 800GAM, or chat through <http://www.1800gamblerchat.org/>

Self-Exclusion Enrollments FY 2024-2025



10 RULES OF RESPONSIBLE GAMBLING

- 1. If you choose to gamble, do so for entertainment purposes. If your gambling is no longer an enjoyable activity, then ask yourself why you are still “playing”.**
- 2. Treat the money you lose as the cost of your entertainment. Treat any winnings as a bonus.**
- 3. Set a dollar limit and stick to it. Decide before you go not only what you can “afford” to lose, but how much you want to spend. Do not change your mind after losing.**
- 4. Set a time limit and stick to it. Decide how much of your time you want to allow for gambling. Leave when you reach the time limit whether you are winning or losing.**
- 5. Expect to lose. The odds are that you will lose.**
- 6. Make it a private rule not to gamble on credit. Do not borrow money to gamble.**
- 7. Create balance in your life. Gambling should not interfere with or substitute for friends, family, work or other worthwhile activities.**
- 8. Avoid “chasing” lost money. Chances are the more you try to recoup your losses, the larger your losses will be.**
- 9. Don’t gamble as a way to cope with emotional or physical pain. Gambling for reasons other than entertainment can lead to problems.**
- 10. Become educated about the warning signs of problem gambling. The more you know, the better choices you can make.**

*According to the National Council on Problem Gambling

PGCB REVENUE & EXPENDITURES

Fiscal Year 2024/2025

Revenues

Beginning Balance	
Operator Assessments	\$50,122,000
Restricted Revenue	<u>\$7,100,000</u>
Available	\$57,222,000

Expenditures

Personnel Expenditures	
Salaries	\$28,967,065
Overtime	\$101,501
Benefits	\$20,121,689
Leave/Retirement Payouts	<u>\$212,420</u>
Total Personnel Expenditures	\$49,402,675
Operating Expenditures	
Travel	\$128,185
Training	\$46,213
Utilities/Comm	\$178,345
Services	\$3,472,461
Rentals/Leases	\$1,654,209
Supplies	\$46,605
Equipment (NFA)	\$228,814
Inventory Expenses	\$7,841
Other Operating Expenses	<u>\$1,317,962</u>
Total Operating Expenditures	<u>\$7,080,635</u>
Fixed Asset Expenditures	
Hardware Peripheral	\$11,017
Total Operating Expenditures	<u>\$11,017</u>
TOTAL EXPENDITURES	<u>\$56,494,327</u>
Revenues/Assessments Over (Under) Expenditures	\$727,673

Note: Expenditure figures as of August 8, 2025. Figures include anticipated expenditures.

PUBLIC MEETINGS & EXECUTIVE SESSIONS

The Pennsylvania Gaming Control Board convenes public meetings monthly to conduct its business and render decisions on applications, petitions and reports and recommendations. In order to complete its work timely and efficiently, the Board may convene more than one public meeting during a single month. It is customary for the Board to conduct an executive session the day prior to a public meeting for the purpose of discussing matters confidential under the state's Sunshine Law.

An agenda is prepared for these executive sessions, and the agenda is posted to the Board's website prior

to that meeting. Additionally, the Board may consider matters that necessitate a hearing and these matters are conducted immediately prior to a scheduled public meeting. When the hearing is concluded, the Board's Chair may call for an executive session to engage in quasi-judicial deliberations regarding the matters which were the subject of the hearing. A log of executive sessions held by the Board during fiscal year 2024/2025, including reference to the agenda posted on the Board's website, is set forth below

PENNSYLVANIA GAMING CONTROL BOARD - EXECUTIVE SESSION LOG FY 2024/2025

7/23/2024

See Agenda Posted on PGCB Website under "Meetings" Link

8/20/2024

See Agenda Posted on PGCB Website under "Meetings" Link

9/17/2024

See Agenda Posted on PGCB Website under "Meetings" Link

10/22/2024

See Agenda Posted on PGCB Website under "Meetings" Link

11/19/2024

See Agenda Posted on PGCB Website under "Meetings" Link

12/17/2024

See Agenda Posted on PGCB Website under "Meetings" Link

1/15/2025

See Agenda Posted on PGCB Website under "Meetings" Link

1/28/2025

See Agenda Posted on PGCB Website under "Meetings" Link

2/25/2025

See Agenda Posted on PGCB Website under "Meetings" Link

2/26/2025

Quasi-judicial deliberation regarding a Petition for Removal from the Casino Self-Exclusion List held on 2/26/2025. See Agenda posted on Gaming Control Board website under "Meetings" Link

3/25/2025

See Agenda Posted on PGCB Website under "Meetings" Link

3/26/2025

Quasi-judicial deliberation regarding a Petition for Removal from the Involuntary Exclusion List held on 3/26/2025. See Agenda posted on Gaming Control Board website under "Meetings" Link

4/22/2025

See Agenda Posted on PGCB Website under "Meetings" Link

5/20/2025

See Agenda Posted on PGCB Website under "Meetings" Link

5/21/2025

Executive Session - Confidential Hearing
Presque Isle Downs

6/24/2025

See Agenda Posted on PGCB Website under "Meetings" Link

GAMING OVERVIEW IN PENNSYLVANIA

Legalized gaming regulated by the Pennsylvania Gaming Control Board saw an 8.5% increase in revenue during Fiscal Year (“FY”) 2024/2025 which produced \$6.4 billion in gaming revenue and a record \$2.8 billion in tax revenue.

Retail Casinos

Pennsylvania hosts 17 retail casinos. Combined, their revenue from slots and table games amounted to just under \$3.4 billion, a decrease of under 1% from the previous fiscal year. Retail casinos returned \$1.5 billion in tax revenue from the play of slot machines and table games, which included peer to peer poker. Individually, slot machine revenue increased by 0.08% while table games revenue fell by 3%. (More details on retail casinos can be found on page 17).

Interactive Gaming

The interactive gaming (“iGaming”) sector offering casino type games online expanded with the addition of six new

sites, bringing the total to 24 sites associated with 11 certificate holders. iGaming revenue surged by 27% to \$2.5 billion, up from \$1.9 billion the previous fiscal year, producing \$1 billion in tax revenue. (More details on iGaming can be found on pages 18-19).

Sports Wagering

Sports wagering offers both retail and online options for bettors. At the close of FY 2024/2025, there were 17 retail locations at casinos or off-track wagering facilities and 11 online sites. In FY 2024/2025, \$8.7 billion was wagered on sports, generating \$487 million in revenue and \$175 million in tax revenue. (More details on sports wagering can be found on page 20).

Video Gaming Terminals at Truck Stops

The number of Video Gaming Terminal (“VGT”) establishments at qualified truck stops grew from 74 to 75 in FY 2024/2025, with each housing the maximum allowable five machines under one of the five licensed VGT operators. This brought the total number of VGTs to 375. Revenue showed a slight increase of 0.70% with \$41 million, and tax revenue totaling \$21.5 million. (More details on VGTs at truck stops can be found on page 21).

Fantasy Sports Contests

Pennsylvania currently has nine Fantasy Sports Contest Operators. Revenue from Fantasy Sports Contests fell by 0.66%, from \$19.2 million to \$19.1 million in FY 2024/2025 producing \$2.9 million in tax revenue. (More details on Fantasy Sports Contests can be found on page 22).



Problem Gambling: The Hidden Costs



Mental Toll

Gambling disorders can dominate thoughts — from the thrill of the game to mounting financial troubles and strained relationships.



Emotional & Financial Strain

Problem gambling can lead to depression, anxiety, and loss of friendships, with many in serious financial trouble.



Impact on Family & Children

Children of those with gambling issues are more likely to face gambling problems, substance abuse, and mental health struggles.

Visit www.ResponsiblePlay.PA.Gov for resources



RETAIL CASINOS

In Pennsylvania, 17 retail casinos operated during the 2024/2025 fiscal year. These venues are classified into four categories based on their offerings and locations: six Category 1 facilities located at horse race tracks, five Category 2 stand-alone casinos, two Category 3 resort casinos, and four Category 4 satellite or “mini-casinos.” Additionally, another Category 4 mini-casino is currently under construction in the State College area and is expected to open in the 2025/2026 fiscal year.

Throughout FY 2024/2025, Pennsylvania’s retail casinos experienced mixed revenue results, with five months showing growth and seven months showing declines. Overall, casino revenue (not including retail sports wagering) totaled approximately \$3.37 billion for the fiscal year. Slot machine revenue reached \$2.44 billion, representing a slight increase of 0.08% from the previous year. Meanwhile, table games revenue declined by 3% to about \$929 million.

Breaking down table games revenue by type reveals that banked games—such as blackjack and roulette—fell by 3.5% to \$835 million. Non-banked games like poker saw a smaller decrease of 0.83%, generating roughly \$49 million. Fully automated table games, however, experienced a significant 45% increase in revenue, reaching \$18.4 million, while hybrid table games declined by 13% to \$26.4 million.

In terms of contributions to the state, Pennsylvania casinos generated nearly \$1.5 billion in tax revenue and fees during the fiscal year, a slight decrease of 0.15% from the previous year. Slot machines were the largest contributors, providing approximately \$1.23 billion in taxes, while table games contributed about \$155 million. The remaining \$110 million came from Local Share fees paid by the Category 1 and 2 casinos.

To remain competitive and meet evolving customer demands, casinos have invested in facility upgrades. Notable improvements include Mohegan Pennsylvania expanding its free concert series; Rivers Casino Pittsburgh upgrading its security ID scanners and launching a new Gift-and-Go program; Hollywood Casino at the Meadows opening a new baccarat lounge and relocating its poker room; Live! Casino Pittsburgh creating a new high-limit room and moving its poker room; The Casino at Nemacolin updating signage to reflect its recent name change; Rivers Casino Philadelphia adding a new restaurant; and Valley Forge Resort Casino opening a new food hall. Additionally, Parx Casino in Bensalem acquired a nearby Days Inn hotel, which is currently undergoing refurbishment.

Looking ahead, the Happy Valley Casino — a new Category 4 mini-casino under construction at the Nittany Mall in College Township, Centre County — is expected to open during FY 2025/2026.

Type - Revenue	FY 23/24	FY 24/25	% Change
Slots Machines	\$2,438,537,357	\$2,440,474,767	0.08%
Tables Games - Banked	\$865,808,086	\$835,351,829	-3.52%
Tables Games - Non-banked	\$49,183,518	\$48,773,376	-0.83%
Tables Games - Hybrid	\$30,313,047	\$26,399,581	-12.91%
Tables Games - Fully Automated	\$12,723,167	\$18,391,155	44.55%
Total Revenue	\$3,396,565,175	\$3,369,390,707	-0.80%

Type - Tax	FY 23/24	FY 24/25	% Change
Slot Machine	\$1,232,583,438	\$1,233,013,822	0.03%
Table Games	\$157,575,317	\$154,879,545	-1.71%
Local Share Licensure Fee	\$110,000,000	\$110,000,000	
Total Tax	\$1,500,158,755	\$1,497,893,367	-0.15%

INTERACTIVE GAMING

Interactive gaming revenue reached \$2.5 billion during FY 2024/2025, generating over \$1 billion in tax revenue. This represents a 27% increase in revenue and a 31% increase in tax revenue compared to the previous fiscal year. As of the end of FY 2024/2025, the total number of iGaming sites in Pennsylvania reached 24.

A breakdown of revenue by three distinct gaming verticals — iSlots, iTables, and iPoker — indicates that interactive slot machine revenue increased to \$1.8 billion, up 33% from the prior fiscal year; revenue from interactive table games rose to \$597 million, an increase of 14%; and revenue from iPoker increased slightly to \$29 million, representing a 0.5% increase over the previous fiscal year.

The iTables Live Dealer segment experienced significant growth in popularity among players throughout the fiscal year, now accounting for over 60% of total iTables revenue.

The Board's iGaming Unit oversaw the launch of new iGaming sites for both iSlots and iTables during the fiscal year:

- bet365 in July 2024, operating under the Presque Isle Downs and Casino iGaming certificate;
- Horseshoe Casino in October 2024, under the Harrah's Philadelphia iGaming certificate; and,
- Hollywood Casino in December 2024 and Fanatics in

January 2025, both under the Hollywood Casino at Penn National Race Course iGaming certificate.

Additionally, Betway was rebranded as Spin Palace in March 2025 under the Live! Casino Philadelphia iGaming certificate.

Under existing sites, poker was added to BetRivers and PlaySugarHouse in September 2024, under the Rivers Philadelphia Casino iGaming Certificate and DraftKings added poker in October 2024, under the Hollywood Casino at Penn National Race Course iGaming Certificate.


In a notable advancement for the iGaming sector, Pennsylvania formally joined the Multi-State Internet Gaming Agreement (MSIGA) in April, thereby facilitating shared liquidity for online poker across state boundaries. Currently, Pennsylvania has five sites on three iGaming platforms (BetRivers, PlaySugarHouse, BetMGM, Borgata and WSOP) offering shared-liquidity poker.

The iGaming Unit continues to oversee new launches and platform migrations to ensure compliance with the Pennsylvania Gaming Act and the Board's regulations. At the same time, licensed iGaming sites are subject to ongoing monitoring to verify the inclusion of all required information, including the "PGCB Licensed and Regulated" logo, responsible gaming resources, and terms and conditions for players.

iGaming Revenue/Tax Generated in FY 2024/2025

iGaming Revenue	FY23/24	FY24/25	% Change
iSlots Revenue	\$1,394,645,026	\$1,850,930,923	32.72%
iTables Revenue	\$525,427,405	\$597,064,905	13.63%
iPoker Revenue	\$28,944,817	\$29,087,997	0.49%
iGaming Total	\$1,949,017,248	\$2,477,083,825	27.09%
iGaming Tax	FY23/24	FY24/25	% Change
iSlots State Tax (34%)	\$474,179,309	\$629,316,514	32.72%
iSlots County Grants (13%)	\$181,303,853	\$240,621,020	32.72%
iSlots Local Share Assessment (5%)	\$69,732,251	\$92,546,546	32.72%
iSlots Local Share Assessment (2%)	\$27,892,901	\$37,018,618	32.72%
iTables State Tax	\$73,559,837	\$83,589,087	13.63%
iTables Local Share Assessment	\$10,508,548	\$11,941,298	13.63%
iPoker State Tax	\$3,921,324	\$3,959,130	0.96%
iPoker Local Share Assessment	\$560,189	\$565,590	0.96%
iGaming Tax Total	\$841,658,212	\$1,099,557,803	30.64%

Casino or Qualified Gaming Entities (QGE)	Website
Harrah's Philadelphia	Caesars Caesars Palace Horseshoe Tropicana WSOP
Mohegan Pennsylvania Parx Casino	Mohegan Digital betParx
Mount Airy Casino	PokerStars
Hollywood Casino at Penn National Race Course	DraftKings BetMGM ESPNBet Fanatics
Live! Casino Philadelphia	Jackpot City PlayLive! Spin Palace
Rivers Casino Philadelphia	Betrivers Borgata PlaySugarhouse
Valley Forge Casino Resort	FanDuel Stardust
Wind Creek Bethlehem	Wind Creek
Bally's Pennsylvania (QGE)	Bally's
Golden Nugget (QGE) Presque Isle Downs and Casino	Golden Nugget Bet 365



SPORTS WAGERING

During FY 2024/2025, a total of \$8.7 billion was wagered on sporting events in Pennsylvania, representing a 6.7% increase from the previous fiscal year. Taxable revenue from sports wagering reached \$175 million, reflecting a modest rise of 0.2% compared to the prior year. The handle figures set a new record in the state's seventh year of legalized sports betting.

Online sportsbooks remain the primary driver of sports wagering activity, accounting for 95% of all bets placed during FY 2024/2025.

As of June 30, 2025, there were 17 retail sports betting operations and 11 online sports wagering operators in Pennsylvania. During the fiscal year, one off-track betting facility—South Philadelphia Race and Sportsbook, operated by Parx Casino—closed, while one online operator, bet365, launched in July 2024 under the Presque Isle Downs and Casino Certificate.

Before any new sports wagering operator can begin operations in Pennsylvania, they must complete a soft launch process. This allows Board staff to verify that the operator is prepared to offer live sports wagering to the public in compliance with the state's Gaming Act and Board regulations.

Sports wagering operators in Pennsylvania, who operate under existing casino licenses, are currently authorized to offer betting on more than 40 different sports at the professional or collegiate levels.

Retail Sports Wagering	Online Sports Wagering
Harrah's Philadelphia	Caesars
Hollywood Casino at Penn National	ESPNBet
Hollywood Casino at the Meadows	DraftKings
Hollywood Casino Morgantown	BetMGM
Hollywood Casino York	Fanatics
Live! Casino Philadelphia	
Live! Casino Pittsburgh	
Mohegan Pennsylvania	
Mohegan Sun at Lehigh Valley	
Mount Airy Casino Resort	
Parx Casino	betParx
Parx Shippensburg	
Presque Isle Downs Casino	bet365
Rivers Casino Philadelphia	PlaySugarHouse
Rivers Casino Pittsburgh	BetRivers
Valley Forge Casino Resort	FanDuel
Wind Creek Bethlehem	Wind Creek Casino



Sports Wagering	FY23/24	FY24/25	%Change
Handle Retail	\$495,511,910	\$429,129,943	-13.40%
Handle Online	\$7,674,028,610	\$8,292,665,590	8.06%
Handle Total	\$8,169,540,520	\$8,721,795,533	6.76%
Revenue Retail	\$38,011,260	\$28,847,170	-24.11%
Revenue Online	\$448,555,168	\$458,792,676	2.28%
Revenue Total	\$486,566,429	\$487,639,844	0.22%
State Tax	\$165,432,586	\$165,797,547	0.22%
Local Share	\$9,731,329	\$9,752,798	0.22%
Tax Total	\$175,163,915	\$175,550,344	0.22%

VIDEO GAMING TERMINALS AT TRUCK STOPS

As of the close of FY 2024/2025, there were 75 licensed facilities across 31 counties in Pennsylvania offering Video Gaming Terminals (VGTs). During the fiscal year, seven new VGT establishments commenced operations, while six facilities ceased operations, resulting in a net increase of one VGT establishment. Consequently, the total number of VGT machines in the Commonwealth increased from 370 to 375.

During FY 2024/2025, VGT facilities generated a total revenue of \$41.4 million. This activity contributed \$17.3 million in state tax revenue and an additional \$4 million in local share assessments. Compared to the previous fiscal year, this represents an increase of 0.7% or \$287,456 in VGT gaming revenue and \$145,651 in tax revenue.

Over 1,700 individuals have been licensed, permitted, or registered by the Board to perform roles related to the operation and oversight of VGTs at these establishments. In accordance with regulatory requirements, all VGT establishments are mandated to prominently display educational materials on compulsive and problem gambling, as developed by the Board, alongside signage stating: "If you or someone you know has a gambling problem, help is available. Call 1-800-GAMBLER."

The Board conducts regular inspections of all licensed facilities to ensure compliance with applicable regulations. These inspections verify that all personnel are properly licensed and have completed required problem gambling training. Additionally, VGT areas must be physically segregated from other parts of the establishment, featuring a single point of entry and exit, and must be equipped with comprehensive camera surveillance systems.

Board technical field representatives collaborate closely with VGT Terminal Operators during the installation of new machines or software upgrades, conducting thorough inspections of both hardware and software components. When VGTs are stored at secure off-site locations, these sites are also subject to Board inspections to prevent theft or tampering.

To qualify as a Truck Stop Establishment eligible to offer

VGT gaming, facilities must meet the following criteria:

- Maintain a diesel fuel island.
- Sell an average of at least 50,000 gallons of diesel fuel per month.
- Be situated on a minimum of three acres of property not owned by the Pennsylvania Turnpike Commission.
- Provide at least 20 dedicated commercial parking spaces.
- Operate a convenience store on-site.
- Hold status as a Pennsylvania Lottery sales agent.

VGT machines within truck stop facilities are operated exclusively by licensed Terminal Operators. At the conclusion of the fiscal year, there were 15 licensed VGT Terminal Operators, with four actively managing machines at truck stop locations within Pennsylvania.

VGT Terminal Operators:

- Accel Entertainment Gaming (PA), LLC*
- Automatic Gaming #2, LLC DBA: Automatic Gaming
- Better Bets Ventures, LLC
- Coleman Music and Entertainment, LLC
- Compass Gaming, LLC
- J&J Ventures Gaming of Pennsylvania, LLC*
- Jango Entertainment, LLC*
- Legacy Gaming, LLC
- Lendell Gaming, LLC
- Lucky Day Gaming Pennsylvania LLC
- Marquee by Penn, LLC*
- Shah VGT Services, Inc.
- Social Gaming LLC
- Triple Diamond Gaming, LLC
- Venture Gaming LLC*

**have operating machines in qualified truck stops*

VGT Operators	Number of Facilities as of 6/30/2025	FY 23/24	FY 24/25	% Change
Marquee by Penn	34	\$25,876,995	\$27,567,893	6.53%
J&J Ventures Gaming	26	\$11,462,180	\$10,410,895	-9.17%
Jango	13	\$3,419,612	\$3,250,748	-4.94%
Venture Gaming	2	\$266,424	\$109,734	-58.81%
Accel Entertainment Gaming	0	\$80,177	\$53,573	-33.18%
Total	75	\$41,105,387	\$41,392,843	0.70%

FANTASY SPORTS CONTESTS

Fantasy Sports Contests serve as an interactive extension of real-world sporting events, allowing participants to select athletes from various teams and accumulate points based on their real-time performance metrics, such as touchdowns, goals or runs.

During FY 2024/2025, operators of Fantasy Sports Contests recorded total revenues of \$19.1 million, reflecting a slight decline of 0.66% compared to \$19.3 million reported in the prior fiscal year. Of the nine licensed operators reporting, six experienced a reduction in revenue, while two demonstrated revenue growth. Collectively, these operators contributed \$2.9 million in state tax revenues for the fiscal year.

Revenue and tax obligations to the Commonwealth are determined based on entries submitted by participants registered within Pennsylvania. All Fantasy Sports Contest operators must obtain licensure and operate under the oversight of the Board, ensuring compliance with established legal and regulatory frameworks, thereby safeguarding participant integrity and confidence.

Additionally, Pennsylvania legislation requires licensed operators to provide contest categories specifically tailored for beginners, ensuring fair competition by segregating novice participants from highly experienced players.

Fantasy Contest Operators	Revenue FY 23/24	Revenue FY 24/25	% Change
DraftKings	\$13,585,594	\$13,359,018	-1.67%
FanDuel	\$3,685,166	\$3,291,034	-10.70%
UnderDog Sports	\$1,306,281	\$1,900,354	45.48%
Fantasy Football Players Championship	\$292,287	\$255,652	-12.53%
Yahoo	\$219,313	\$152,853	-30.30%
SportsHub Technologies	\$72,931	\$72,239	-0.95%
Fantasy Sports Gaming, LLC	\$69,398	\$67,624	-2.56%
DataForce	\$35,986	\$38,216	6.20%
Jock MKR	-\$131	n/a	n/a
OwnersBox	-\$4,257	-\$2,389	n/a
Total	\$19,262,568	\$19,134,601	-0.66%



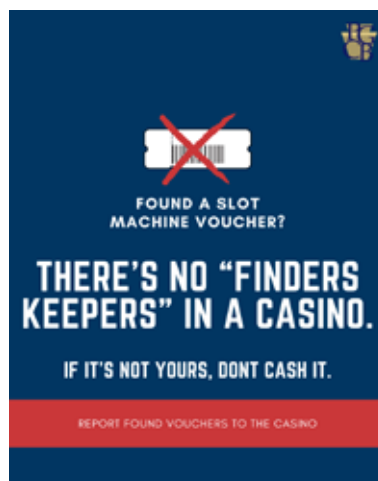
SOCIAL MEDIA OUTREACH EFFORTS

Over the past year, the PGCB ramped up the use of social media as a key communication tool to share information with the public and highlight the agency's work across a range of topics. These platforms help us engage directly with Pennsylvanians, share regulatory updates and public safety messages, and make educational content more accessible and easier to understand.

In particular, the PGCB addresses issues related to the benefits of gambling on regulated sites, awareness of the issue

of unattended minors at casinos, creation of tax revenue to benefit Commonwealth citizens, or broader regulatory efforts to keep people informed in a way that's timely, educational, and relevant.

The posts featured on this page provide a snapshot of how the PGCB used social media this year to support transparency, outreach, and public engagement.



STATEWIDE TOTALS



As of June 30, 2025

15,840
Total Employment

4,933
Table Games Employees

All Figures are as of June 30, 2025

Slot Machines



Slot Revenue	\$2,440,474,767
Tax Revenue	\$1,233,013,822
Slot Win Per Day	\$265
Average # of Machines in Play	24,458
Local Share Assessment (1326.1)	\$110,000,000

Sports Wagering



Handle	\$8,721,795,533
Sports Wagering Revenue	\$487,639,844
Retail Revenue	\$28,847,170
Online Revenue	\$458,792,676
Tax Revenue	\$175,550,344

Table Games



Tables Revenue	\$928,915,940
- Non-Banked (206)	\$48,773,376
- Banked (968)	\$835,351,829
- Fully Automated (89)	\$18,391,155
- Hybrid (115)	\$26,399,581
Tax Revenue	\$154,879,545

i-Gaming



iGaming Revenue	\$2,477,083,825
iSlots Revenue	\$1,850,930,923
iTables Revenue	\$597,064,905
iPoker Revenue	\$29,087,997
Tax Revenue	\$1,099,557,803

MOHEGAN PENNSYLVANIA



**MOHEGAN
PENNSYLVANIA**

Harness Racino

As of June 30, 2025

1,007

Total Employment

191

Table Games Employees

1280 PA-315
Wilkes-Barre, PA 18702
<https://moheganpa.com>
Plains Township
Luzerne County

All Figures are as of June 30, 2025

Slot Machines

Slot Revenue	\$175,512,043
Tax Revenue	\$88,162,266
Slot Win Per Day	\$307
Average # of Machines in Play	1,564
Local Share Assessment (1326.1)	\$10,000,000

Sports Wagering

Handle	\$23,588,948
Sports Wagering Revenue	\$2,049,932
Retail Revenue	\$2,049,932
Online Revenue	\$0
Tax Revenue	\$737,975

Table Games

Tables Revenue	\$28,386,495
- Non-Banked (9)	\$1,472,297
- Banked (47)	\$25,653,066
- Fully Automated (0)	\$0
- Hybrid (5)	\$1,261,132
Tax Revenue	\$4,541,839

i-Gaming

iGaming Revenue	\$20,183,159
iSlots Revenue	\$16,246,782
iTables Revenue	\$3,936,378
iPoker Revenue	\$0
Tax Revenue	\$9,403,082

HARRAH'S PHILADELPHIA CASINO & RACETRACK



777 Harrah's Blvd.
Chester, PA 19013
caesars.com/harrahs-philly
Chester City
Delaware County



Harness Racino

As of June 30, 2025

589

Total Employment

190

Table Games Employees

All Figures are as of June 30, 2025

Slot Machines

Slot Revenue	\$105,042,096
Tax Revenue	\$52,758,862
Slot Win Per Day	\$187
Average # of Machines in Play	1,543
Local Share Assessment (1326.1)	\$10,000,000

Sports Wagering

Handle	\$300,774,348
Sports Wagering Revenue	\$9,983,926
Retail Revenue	\$1,813,430
Online Revenue	\$8,170,496
Tax Revenue	\$3,594,213

Table Games

Tables Revenue	\$22,172,289
- Non-Banked (0)	\$0
- Banked (50)	\$20,216,635
- Fully Automated (8)	\$1,841,170
- Hybrid (1)	\$114,484
Tax Revenue	\$4,173,564

i-Gaming

iGaming Revenue	\$115,994,074
iSlots Revenue	\$85,176,970
iTables Revenue	\$25,108,624
iPoker Revenue	\$5,708,479
Tax Revenue	\$50,899,507

PRESQUE ISLE DOWNS AND CASINO



8199 Perry Hwy.
Erie, PA 16509
presqueisledowns.com
Summit Township
Erie County



PRESQUE ISLE DOWNS & CASINO

Thoroughbred Racino

As of June 30, 2025

496
Total Employment

129
Table Games Employees

All Figures are as of June 30, 2025

Slot Machines



Slot Revenue	\$85,948,165
Tax Revenue	\$43,174,495
Slot Win Per Day	\$154
Average # of Machines in Play	1,525
Local Share Assessment (1326.1)	\$10,000,000

Sports Wagering



Handle	\$363,371,074
Sports Wagering Revenue	\$1,788,457
Retail Revenue	\$922,235
Online Revenue	\$866,222
Tax Revenue	\$643,845

Table Games



Tables Revenue	\$12,364,452
- Non-Banked (0)	\$0
- Banked (31)	\$11,891,396
- Fully Automated (0)	\$0
- Hybrid (3)	\$473,056
Tax Revenue	\$1,978,312

i-Gaming



iGaming Revenue	\$23,128,408
iSlots Revenue	\$12,478,198
iTables Revenue	\$10,650,210
iPoker Revenue	\$0
Tax Revenue	\$8,442,260

HOLLYWOOD CASINO AT THE MEADOWS



HOLLYWOOD Casino® AT THE MEADOWS

Harness Racino

As of June 30, 2025

694

Total Employment

189

Table Games Employees

210 Racetrack Rd.
Washington, PA 15301

meadowsgaming.com

North Strabane Township
Washington County

All Figures are as of June 30, 2025

Slot Machines

Slot Revenue	\$165,364,220
Tax Revenue	\$83,085,881
Slot Win Per Day	\$232
Average # of Machines in Play	1,952
Local Share Assessment (1326.1)	\$10,000,000

Sports Wagering

Handle	\$2,278,898,463
Sports Wagering Revenue	\$131,189,196
Retail Revenue	\$1,628,078
Online Revenue	\$129,561,119
Tax Revenue	\$47,228,111

Table Games

Tables Revenue	\$21,931,051
- Non-Banked (12)	\$535,748
- Banked (65)	\$19,414,797
- Fully Automated (14)	\$1,838,162
- Hybrid (3)	\$142,343
Tax Revenue	\$4,133,943

i-Gaming

iGaming Revenue	\$0
iSlots Revenue	\$0
iTables Revenue	\$0
iPoker Revenue	\$0
Tax Revenue	\$0

MOUNT AIRY CASINO RESORT



Stand Alone Casino

As of June 30, 2025

814

Total Employment

249

Table Games Employees

312 Woodland Rd.
Mt. Pocono, PA 18344
mountairycasino.com
Paradise Township
Monroe County

All Figures are as of June 30, 2025

Slot Machines

Slot Revenue	\$153,287,514
Tax Revenue	\$76,955,870
Slot Win Per Day	\$265
Average # of Machines in Play	1,584
Local Share Assessment (1326.1)	\$10,000,000

Sports Wagering

Handle	\$6,934,133
Sports Wagering Revenue	\$357,192
Retail Revenue	\$357,192
Online Revenue	\$0
Tax Revenue	\$128,589

Table Games

Tables Revenue	\$35,514,513
- Non-Banked (7)	\$777,767
- Banked (55)	\$32,150,192
- Fully Automated (1)	\$606,542
- Hybrid (4)	\$1,980,012
Tax Revenue	\$5,888,547

i-Gaming

iGaming Revenue	\$42,559,169
iSlots Revenue	\$21,729,075
iTables Revenue	\$6,559,114
iPoker Revenue	\$14,270,980
Tax Revenue	\$14,991,659

HOLLYWOOD CASINO AT PENN NATIONAL RACE COURSE



HOLLYWOOD Casino

— AT PENN NATIONAL RACE COURSE —

Thoroughbred Racino

As of June 30, 2025

739

Total Employment

174

Table Games Employees

777 Hollywood Blvd.
Grantville, PA 17028
hollywoodpnrc.com
East Hanover Township
Dauphin County

All Figures are as of June 30, 2025

Slot Machines



Slot Revenue	\$134,995,246
Tax Revenue	\$67,819,768
Slot Win Per Day	\$235
Average # of Machines in Play	1,576
Local Share Assessment (1326.1)	\$10,000,000

Sports Wagering



Handle	\$387,476,039
Sports Wagering Revenue	\$16,995,365
Retail Revenue	\$1,165,893
Online Revenue	\$15,829,472
Tax Revenue	\$6,118,331

Table Games



Tables Revenue	\$24,867,554
- Non-Banked (11)	\$1,717,257
- Banked (45)	\$20,941,436
- Fully Automated (2)	\$1,137,361
- Hybrid (7)	\$1,071,500
Tax Revenue	\$4,365,511

i-Gaming



iGaming Revenue	\$935,823,045
iSlots Revenue	\$660,084,534
iTables Revenue	\$269,506,446
iPoker Revenue	\$6,232,066
Tax Revenue	\$400,552,079

WIND CREEK BETHLEHEM CASINO



77 Wind Creek Blvd.
Bethlehem, PA 18015
windcreekbethlehem.com
City of Bethlehem
Northampton County



WIND CREEK[®]
BETHLEHEM

Stand Alone Casino

As of June 30, 2025

1,769
Total Employment

800
Table Games Employees

All Figures are as of June 30, 2025

Slot Machines



Slot Revenue	\$281,813,834
Tax Revenue	\$141,442,084
Slot Win Per Day	\$334
Average # of Machines in Play	2,308
Local Share Assessment (1326.1)	\$10,000,000

Sports Wagering



Handle	\$13,682,185
Sports Wagering Revenue	\$489,195
Retail Revenue	\$311,547
Online Revenue	\$177,648
Tax Revenue	\$176,110

Table Games



Tables Revenue	\$248,027,460
- Non-Banked (20)	\$7,380,530
- Banked (139)	\$226,890,604
- Fully Automated (16)	\$4,515,073
- Hybrid (45)	\$9,241,253
Tax Revenue	\$41,219,519

i-Gaming



iGaming Revenue	\$18,102,450
iSlots Revenue	\$14,879,338
iTables Revenue	\$3,223,112
iPoker Revenue	\$0
Tax Revenue	\$8,550,540

RIVERS CASINO PITTSBURGH



777 Casino Dr.
Pittsburgh, PA 15212
riverscasino.com/pittsburgh
City of Pittsburgh
Allegheny County



Stand Alone Casino

As of June 30, 2025

1,575
Total Employment

507
Table Games Employees

All Figures are as of June 30, 2025

Slot Machines




Slot Revenue	\$259,376,552
Tax Revenue	\$130,205,312
Slot Win Per Day	\$358
Average # of Machines in Play	1,988
Local Share Assessment (1326.1)	\$10,000,000

Sports Wagering



Handle	\$314,569,398
Sports Wagering Revenue	\$14,869,925
Retail Revenue	\$2,929,899
Online Revenue	\$11,940,025
Tax Revenue	\$5,353,173

Table Games



Tables Revenue	\$73,919,682
- Non-Banked (30)	\$5,286,866
- Banked (92)	\$66,276,407
- Fully Automated (0)	\$0
- Hybrid (11)	\$2,356,409
Tax Revenue	\$11,827,149

i-Gaming



iGaming Revenue	\$0
iSlots Revenue	\$0
iTables Revenue	\$0
iPoker Revenue	\$0
Tax Revenue	\$0

RIVERS CASINO PHILADELPHIA



1001 N. Delaware Ave.
Philadelphia, PA 19125
riverscasino.com/philadelphia
City of Philadelphia
Philadelphia County



Stand Alone Casino

As of June 30, 2025

1,147
Total Employment

420
Table Games Employees

All Figures are as of June 30, 2025

Slot Machines



Slot Revenue	\$137,486,000
Tax Revenue	\$66,270,324
Slot Win Per Day	\$248
Average # of Machines in Play	1,521
Local Share Assessment (1326.1)	\$10,000,000

Sports Wagering



Handle	\$158,426,908
Sports Wagering Revenue	\$9,215,349
Retail Revenue	\$4,135,849
Online Revenue	\$5,079,499
Tax Revenue	\$3,317,526

Table Games



Tables Revenue	\$82,091,166
- Non-Banked (28)	\$4,061,957
- Banked (72)	\$72,047,896
- Fully Automated (33)	\$4,428,111
- Hybrid (5)	\$1,553,202
Tax Revenue	\$14,640,145

i-Gaming



iGaming Revenue	\$411,718,444
iSlots Revenue	\$360,555,324
iTables Revenue	\$48,286,648
iPoker Revenue	\$2,876,471
Tax Revenue	\$202,869,996

VALLEY Forge CASINO RESORT



1160 1st Ave.
King of Prussia, PA 19406
vfcasino.com
Upper Marion Township
Montgomery County



Resort

As of June 30, 2025

616
Total Employment

209
Table Games Employees

All Figures are as of June 30, 2025

Slot Machines



Slot Revenue	\$103,226,169
Tax Revenue	\$53,877,679
Slot Win Per Day	\$333
Average # of Machines in Play	850
Local Share Assessment (1326.1)	

Sports Wagering



Handle	\$3,380,817,969
Sports Wagering Revenue	\$250,290,144
Retail Revenue	\$1,627,893
Online Revenue	\$248,662,251
Tax Revenue	\$90,104,452

Table Games



Tables Revenue	\$37,167,593
- Non-Banked (0)	\$1,800
- Banked (50)	\$37,165,793
- Fully Automated (0)	\$0
- Hybrid (0)	\$0
Tax Revenue	\$5,946,815

i-Gaming



iGaming Revenue	\$675,170,190
iSlots Revenue	\$479,357,675
iTables Revenue	\$195,812,515
iPoker Revenue	\$0
Tax Revenue	\$290,183,147

THE CASINO AT NEMACOLIN



4067 National Pike
Farmington, PA 15437
casinonemacolin.com
Wharton Township
Fayette County



Resort

As of June 30, 2025

1,688
Total Employment

47
Table Games Employees

All Figures are as of June 30, 2025

Slot Machines



Slot Revenue	\$25,273,617
Tax Revenue	\$13,197,921
Slot Win Per Day	\$138
Average # of Machines in Play	500
Local Share Assessment (1326.1)	

Sports Wagering



Handle	\$0
Sports Wagering Revenue	\$0
Retail Revenue	\$0
Online Revenue	\$0
Tax Revenue	\$0

Table Games



Tables Revenue	\$2,552,301
- Non-Banked (0)	\$0
- Banked (22)	\$2,552,301
- Fully Automated (0)	\$0
- Hybrid (0)	\$0
Tax Revenue	\$408,368

i-Gaming



iGaming Revenue	\$0
iSlots Revenue	\$0
iTables Revenue	\$0
iPoker Revenue	\$0
Tax Revenue	\$0

PARX CASINO



2999 Street Rd.
Bensalem, PA 19020
parxcasino.com
Bensalem Township
Bucks County



Thoroughbred Racino

As of June 30, 2025

2,000
Total Employment

863
Table Games Employees

All Figures are as of June 30, 2025

Slot Machines



Slot Revenue	\$377,741,868
Tax Revenue	\$190,252,743
Slot Win Per Day	\$347
Average # of Machines in Play	2,985
Local Share Assessment (1326.1)	\$10,000,000

Sports Wagering



Handle	\$198,772,616
Sports Wagering Revenue	\$12,717,281
Retail Revenue	\$3,932,480
Online Revenue	\$8,784,802
Tax Revenue	\$4,578,221

Table Games



Tables Revenue	\$196,413,495
- Non-Banked (48)	\$16,456,239
- Banked (121)	\$174,822,669
- Fully Automated (0)	\$0
- Hybrid (12)	\$5,134,586
Tax Revenue	\$31,426,159

i-Gaming



iGaming Revenue	\$58,964,411
iSlots Revenue	\$49,087,648
iTables Revenue	\$9,876,762
iPoker Revenue	\$0
Tax Revenue	\$28,087,612

LIVE! CASINO PHILADELPHIA



900 Packer Ave.
Philadelphia, PA 19148
philadelphia.livecasinohotel.com
City of Philadelphia
Philadelphia County



Stand Alone Casino

As of June 30, 2025

1,312
Total Employment

558
Table Games Employees

All Figures are as of June 30, 2025

Slot Machines



Slot Revenue	\$152,124,613
Tax Revenue	\$73,334,982
Slot Win Per Day	\$214
Average # of Machines in Play	1,948
Local Share Assessment (1326.1)	\$10,000,000

Sports Wagering



Handle	\$71,958,918
Sports Wagering Revenue	\$5,326,723
Retail Revenue	\$5,141,439
Online Revenue	\$185,285
Tax Revenue	\$1,917,620

Table Games



Tables Revenue	\$104,163,224
- Non-Banked (30)	\$9,752,156
- Banked (94)	\$88,958,775
- Fully Automated (11)	\$3,154,719
- Hybrid (8)	\$2,297,573
Tax Revenue	\$17,738,721

i-Gaming



iGaming Revenue	\$54,177,983
iSlots Revenue	\$42,970,031
iTables Revenue	\$11,207,952
iPoker Revenue	\$0
Tax Revenue	\$24,997,089

LIVE! CASINO PITTSBURGH



5260 US-30
Greensburg, PA 15601
pittsburgh.livecasinohotel.com
Hempfield Township
Westmoreland County

Live!
CASINO

PITTSBURGH

Mini Casino

As of June 30, 2025

584

Total Employment

170

Table Games Employees

All Figures are as of June 30, 2025

Slot Machines



Slot Revenue	\$99,739,181
Tax Revenue	\$53,859,158
Slot Win Per Day	\$365
Average # of Machines in Play	749
Local Share Assessment (1326.1)	

Sports Wagering



Handle	\$13,293,351
Sports Wagering Revenue	\$1,518,356
Retail Revenue	\$1,518,356
Online Revenue	\$0
Tax Revenue	\$546,608

Table Games



Tables Revenue	\$14,750,775
- Non-Banked (6)	\$753,338
- Banked (34)	\$13,997,437
- Fully Automated (0)	\$0
- Hybrid (0)	\$0
Tax Revenue	\$2,360,124

i-Gaming



iGaming Revenue	\$0
iSlots Revenue	\$0
iTables Revenue	\$0
iPoker Revenue	\$0
Tax Revenue	\$0

HOLLYWOOD CASINO YORK



Mini Casino

As of June 30, 2025

332

Total Employment


124

Table Games Employees

2899 Whiteford Rd
York, PA 17402
hollywoodyorkcasino.com
Springettsbury Township
York County

All Figures are as of June 30, 2025

Slot Machines



Slot Revenue	\$85,268,464
Tax Revenue	\$46,044,971
Slot Win Per Day	\$339
Average # of Machines in Play	690
Local Share Assessment (1326.1)	

Sports Wagering




Handle	\$533,522,090
Sports Wagering Revenue	\$10,753,708
Retail Revenue	\$808,685
Online Revenue	\$9,945,023
Tax Revenue	\$3,871,335

Table Games



Tables Revenue	\$13,612,400
- Non-Banked (0)	\$0
- Banked (27)	\$13,612,400
- Fully Automated (0)	\$0
- Hybrid (0)	\$0
Tax Revenue	\$2,177,984

i-Gaming



iGaming Revenue	\$0
iSlots Revenue	\$0
iTables Revenue	\$0
iPoker Revenue	\$0
Tax Revenue	\$0

HOLLYWOOD CASINO MORGANTOWN



Mini Casino

As of June 30, 2025

301

Total Employment

92

Table Games Employees

6021 Morgantown Rd
Morgantown, PA 19543
hollywoodmorgantowncasino.com
Caernarvon Township
Berks County

All Figures are as of June 30, 2025

Slot Machines

Slot Revenue	\$61,408,784
Tax Revenue	\$33,160,744
Slot Win Per Day	\$248
Average # of Machines in Play	679
Local Share Assessment (1326.1)	

Sports Wagering

Handle	\$675,027,368
Sports Wagering Revenue	\$19,991,392
Retail Revenue	\$400,559
Online Revenue	\$19,590,833
Tax Revenue	\$7,196,901

Table Games

Tables Revenue	\$10,207,462
- Non-Banked (5)	\$577,421
- Banked (23)	\$8,760,025
- Fully Automated (4)	\$870,016
- Hybrid (0)	\$0
Tax Revenue	\$1,929,000

i-Gaming

iGaming Revenue	\$0
iSlots Revenue	\$0
iTables Revenue	\$0
iPoker Revenue	\$0
Tax Revenue	\$0

PARX CASINO SHIPPENSBURG



250 Conestoga Dr
Shippensburg, PA 17257
parxcasino.com
Shippensburg Township
Cumberland County



Mini Casino

As of June 30, 2025

172

Total Employment

21

Table Games Employees

All Figures are as of June 30, 2025

Slot Machines

Slot Revenue	\$36,866,401
Tax Revenue	\$19,410,762
Slot Win Per Day	\$203
Average # of Machines in Play	498
Local Share Assessment (1326.1)	

Sports Wagering

Handle	\$681,725
Sports Wagering Revenue	\$103,704
Retail Revenue	\$103,704
Online Revenue	\$0
Tax Revenue	\$37,333

Table Games

Tables Revenue	\$774,029
- Non-Banked (0)	\$0
- Banked (0)	\$0
- Fully Automated (0)	\$0
- Hybrid (10)	\$774,029
Tax Revenue	\$123,845

i-Gaming

iGaming Revenue	\$0
iSlots Revenue	\$0
iTables Revenue	\$0
iPoker Revenue	\$0
Tax Revenue	\$0

If you or someone you know has a gambling problem,
help is available and it works
Call 1-800-GAMBLER



Pennsylvania Gaming Control Board

303 Walnut Street

Commonwealth Tower, 5th Floor

Harrisburg PA 17101

Phone: (717) 346-8300

Fax: (717) 346-8350

www.gamingcontrolboard.pa.gov

