


31 Fixes for QuickBooks® Errors – Get Help Now!

 **Call Anytime: 1-866-363-0196 or 1-877-729-5524 (24/7 Support)**

Are you facing frustrating QuickBooks errors like **Error 6000**, **H202**, or **Company File Not Opening**? Don't worry—our expert team is available **day or night** to walk you through every issue. Below are **31 common QuickBooks Desktop errors** and quick fixes, plus how to get live help immediately.

Top 31 QuickBooks Errors & How to Fix Them

File-Related Errors

1. **Error -6000, -83** – Damaged company file
2. **Error -6000, -77** – Incorrect file path or permissions
3. **Error -6177** – QB cannot use the path to open the file
4. **Error -6010** – File is being hosted incorrectly
5. **Error 6144** – Incomplete setup or file access issue
6. **Error 6189, 816** – File is in use by another process

➔ **Fix:** Use QuickBooks **File Doctor** in the **Tool Hub**, or move your company file to a local or proper network location.

Multi-User or Hosting Errors

7. **H101 / H202 / H303 / H505** – Multi-user mode not working
8. **Error: Hosting Mode Off** – QuickBooks is not set up correctly for network access
9. **QuickBooks Database Server Not Running**

➔ **Fix:** Use **QuickBooks Database Server Manager**, check firewall settings, and verify hosting is turned on properly.

Installation & Update Errors

10. **Error 1603** – Fatal error during installation
11. **Error 1935** – .NET Framework installation issue
12. **Error 1402/1722/1904** – Component install failure
13. **QuickBooks Not Updating or Freezing on Update**
14. **QuickBooks Won't Open After Update**

➔ **Fix:** Run **Install Diagnostic Tool** from the Tool Hub and ensure Microsoft components are properly installed.

✔ **Performance & Functionality Errors**

15.QuickBooks Freezing or Crashing

16.QuickBooks Not Responding

17.Cannot Send Invoices or Emails

18.Print Function Not Working

19.Rebuild Utility Hangs or Fails

➔ **Fix:** Update QuickBooks, clear temp files, run **Quick Fix My Program**, and check for damaged templates.

✔ **Login and Password Errors**

20.Forgot Admin Password

21.Multi-Factor Authentication Not Working

➔ **Fix:** Use QuickBooks **Automated Password Reset Tool** or contact support for secure verification.

✔ **Banking & Sync Errors**

22.Bank Feeds Not Syncing

23.Error OL-222 / OL-301 / OL-393

24.Connection Lost to Financial Institution

➔ **Fix:** Refresh your bank feed, reset credentials, and check with your financial institution.

✔ **Payroll and Tax Errors**

25.PS032 / PS077 – Payroll Update Error

26.Error 15215 / 15222 – Update Server Issues

27.Form 941 or W-2 Not Printing or E-filing

➔ **Fix:** Check digital signature settings and install tax table updates correctly.

✔ **Email, Printing & PDF Errors**

28.Error: Could not connect to Email Server

29.PDF Component Missing

30.Cannot Create or Send PDF Files

➔ **Fix:** Reinstall **XPS Document Writer**, configure email preferences, and check your PDF driver.

✅ Other Unidentified Errors

31.Unspecified Error Messages / Code 80029c4a

➔ **Fix:** Perform a clean install using **QuickBooks Clean Install Tool**.

💡 Need Expert Help Now?

Don't struggle alone! Our certified support team can resolve your issues quickly.

📞 **Call Our 24/7 Support Line:**

1-866-363-0196 or 1-877-729-5524

🔧 Quick Support Tools We Use:

- QuickBooks Tool Hub
 - File Doctor
 - Install Diagnostic Tool
 - Clean Install Utility
 - Remote Repair Assistance (Safe & Secure)
-

Would you like this converted into:

- A **PDF guide**
- A **landing page** for your website
- A **social media carousel post**

📞 Ways to Call QuickBooks® Customer Service: By Email and Chat Options


📘 *An Ultimate Helpful Guide for U.S. QuickBooks Users*

📞 **Support Line: 1-866-363-0196 or 1-877-729-5524**

🕒 *24/7 U.S.-Based Help for QuickBooks Desktop, Online & Payroll*

When you're facing QuickBooks® issues—whether it's a login failure, payroll error, or billing concern—you want fast, reliable support. This ultimate guide walks you through all the **ways to contact QuickBooks customer service**, including phone, live chat, email, and more.

◆ 1. Call QuickBooks Customer Service (U.S.)

 **1-866-363-0196 or 1-877-729-5524**

Best for real-time help with:

- Account access problems
 - Payroll tax and deposit errors
 - QuickBooks Desktop installation or update issues
 - ✓ Speak with a **live representative 24/7**.
-

◆ 2. Use “Contact Us” from Within the Software

QuickBooks Desktop:

Press **F1** or go to **Help > Contact Us**

QuickBooks Online:


Click the **? (Help)** icon > Type issue > Choose **Chat or Call**

 This routes your issue to the right department automatically.


◆ 3. Request a Callback (Skip the Hold Line)

Visit: <https://quickbooks.intuit.com/learn-support/>

Click **“Contact Us”** > “Have us call you”

 You’ll get a callback from a U.S.-based agent at your preferred time.

◆ 4. Use Live Chat Support for QuickBooks

 Start a live chat with QuickBooks reps:

- Go to the support page and select **Chat**
 - Available for **Desktop, Online, and Payroll**
 - 💡 Great for:
 - Resetting passwords
 - Subscription/billing inquiries
 - Small technical questions
-

◆ 5. Submit a Help Request via Email (Support Case)

On the support site, choose “Submit a case” or “Email us”

 Ideal for:

- Tax notice assistance
- Escalated billing disputes

- Complex errors requiring documentation
-

◆ 6. Get Follow-Up by Email After Support Call or Chat

✓ After a phone call or live chat, you can request:

- A transcript
 - Case summary
 - Detailed next steps
 - Helpful for recordkeeping and ongoing fixes.
-

◆ 7. Use QuickBooks Community Forum for Peer Support

<https://quickbooks.intuit.com/community/>

Post questions or search answers about:

- Error codes
 - Product features
 - Best practices
 - 🧠 Monitored by QuickBooks ProAdvisors and Intuit support agents.
-

◆ 8. Connect with QuickBooks on Twitter/X

DM [@QuickBooks](#)

Use this for outage updates or quick answers to account access issues.

🔔 Fast response time for publicly known problems.

◆ 9. Email Your Accountant via QuickBooks Shared Access

If you're working with a bookkeeper:

Use **QuickBooks Online Accountant tools** to share errors, reports, and get help from your accountant directly.

◆ 10. Get Help from a QuickBooks ProAdvisor

Find a ProAdvisor

🧑‍💻 Many ProAdvisors provide customer support assistance by phone and email for:

- Advanced troubleshooting
- Setup help

- Payroll and taxes
-



Need QuickBooks Help Right Now?



Call: 1-866-363-0196 or 1-877-729-5524



24/7 Phone Support Available for All U.S. QuickBooks Users