

✅ 7 Easy Ways to Contact QuickBooks Premier Support (U.S. Users)

1. Call QuickBooks Premier Support Directly

- 📞 **Phone Numbers:**
 - **1-866-363-0196** (General Support)
 - **1-877-729-5524** (Premier-Specific Help)

Best for urgent issues like installation errors, file corruption, or payroll problems.

2. Use QuickBooks Help Menu

- Open **QuickBooks Desktop Premier**
 - Click on **Help > Contact Us**
 - Describe your issue and select how you'd like to connect (chat or callback)
-

3. Live Chat via QuickBooks Website

- Go to: <https://quickbooks.intuit.com/learn-support/>
 - Choose **QuickBooks Desktop Premier**
 - Use the **Live Chat** option for non-urgent issues
-

4. Request a Callback

- Use the **Intuit Support Portal** to request a callback:
 - <https://quickbooks.intuit.com/learn-support/contact-us>
 - Available Mon–Fri, 6 AM – 6 PM PT
-

5. Community Forum

- Visit: <https://quickbooks.intuit.com/community/>
 - Ask questions and get answers from other users and experts
-

6. Social Media Support

- Twitter
- Facebook

QuickBooks support often responds to private messages on social media.

7. QuickBooks Certified ProAdvisors


- Find a local or virtual expert:
 - <https://quickbooks.intuit.com/find-an-accountant/>
 - ProAdvisors can help with training, troubleshooting, and customization.
-

Tips for a Smooth Support Call

- Have your **license number** and **product year/version** ready.
- Note down any **error messages** or screenshots in advance.
- Back up your QuickBooks company file before making any changes.

Ways to Call QuickBooks® Customer Service: By Email and Chat Options

An Ultimate Helpful Guide for U.S. QuickBooks Users

 **Support Line: 1-866-363-0196 or 1-877-729-5524**

 *24/7 U.S.-Based Help for QuickBooks Desktop, Online & Payroll*

When you're facing QuickBooks® issues—whether it's a login failure, payroll error, or billing concern—you want fast, reliable support. This ultimate guide walks you through all the **ways to contact QuickBooks customer service**, including phone, live chat, email, and more.

◆ **1. Call QuickBooks Customer Service (U.S.)**

 **1-866-363-0196 or 1-877-729-5524**

Best for real-time help with:

- Account access problems
 - Payroll tax and deposit errors
 - QuickBooks Desktop installation or update issues
 - ✓ Speak with a **live representative 24/7**.
-


◆ **2. Use “Contact Us” from Within the Software**

QuickBooks Desktop:

Press **F1** or go to **Help > Contact Us**

QuickBooks Online:


Click the **? (Help)** icon > Type issue > Choose **Chat or Call**

 This routes your issue to the right department automatically.


◆ 3. Request a Callback (Skip the Hold Line)

Visit: <https://quickbooks.intuit.com/learn-support/>

Click **“Contact Us”** > **“Have us call you”**

 You'll get a callback from a U.S.-based agent at your preferred time.

◆ 4. Use Live Chat Support for QuickBooks

 Start a live chat with QuickBooks reps:

- Go to the support page and select **Chat**
 - Available for **Desktop, Online, and Payroll**
 - 💡 Great for:
 - Resetting passwords
 - Subscription/billing inquiries
 - Small technical questions
-


◆ 5. Submit a Help Request via Email (Support Case)

On the support site, choose **“Submit a case”** or **“Email us”**

 Ideal for:

- Tax notice assistance
 - Escalated billing disputes
 - Complex errors requiring documentation
-

◆ 6. Get Follow-Up by Email After Support Call or Chat


 After a phone call or live chat, you can request:

- A transcript
 - Case summary
 - Detailed next steps
 - Helpful for recordkeeping and ongoing fixes.
-

◆ 7. Use QuickBooks Community Forum for Peer Support

<https://quickbooks.intuit.com/community/>


Post questions or search answers about:

- Error codes
 - Product features
 - Best practices
-  Monitored by QuickBooks ProAdvisors and Intuit support agents.
-

◆ 8. Connect with QuickBooks on Twitter/X

DM [@QuickBooks](#)

Use this for outage updates or quick answers to account access issues.

 Fast response time for publicly known problems.


◆ 9. Email Your Accountant via QuickBooks Shared Access

If you're working with a bookkeeper:

Use **QuickBooks Online Accountant tools** to share errors, reports, and get help from your accountant directly.

◆ 10. Get Help from a QuickBooks ProAdvisor

Find a ProAdvisor

 Many ProAdvisors provide customer support assistance by phone and email for:

- Advanced troubleshooting
 - Setup help
 - Payroll and taxes
-

Need QuickBooks Help Right Now?

 **Call: 1-866-363-0196 or 1-877-729-5524**

 *24/7 Phone Support Available for All U.S. QuickBooks Users*