

## 7 Easy Ways to Communicate About QuickBooks Errors (U.S. Users)

---

### 1. Call QuickBooks Error Support Directly

- **Best for:** Urgent errors like installation failures, data file issues, or unrecoverable errors.
- **Numbers:**
  - 1-866-363-0196
  - 1-877-729-5524

Speak directly with a QuickBooks error resolution specialist.

---

### 2. Use the Built-In Help in QuickBooks

- Open your **QuickBooks software**
- Click on **Help > Contact Us 1-866-363-0196 or 1-877-729-5524**
- Type in your error (e.g., “Error 6000” or “Unrecoverable error”)
- Choose **chat** or **callback**

This ensures your case is logged with accurate error context.

---

### 3. QuickBooks Tool Hub (Self-Help for Errors)

- Download from: <https://quickbooks.intuit.com/learn-support>
- Fixes common errors like:
  - Error 6123, H202, 6000 series
  - Network/connection issues
  - PDF/email issues

Use it before calling to possibly fix the issue faster.

---

### 4. QuickBooks Support Website (Contact + Error Help)

- Visit: <https://quickbooks.intuit.com/learn-support/contact-us>
  - Choose your product (QuickBooks Desktop, Online, etc.)
  - Enter the **error message/code**
  - Get targeted articles or request a **callback/live chat**
-

## 5. **Community Support Forum**

- Ask about your error here: <https://quickbooks.intuit.com/community/>
  - Get responses from QuickBooks experts, accountants, and power users
  - Often a good resource for **less severe** or **known errors**
- 

## 6. **Social Media Support**

- Message QuickBooks on:
    - Twitter
    - Facebook
  - Good for account-related or login issues
- 

## 7. **Certified QuickBooks ProAdvisors**


- Use: <https://quickbooks.intuit.com/find-an-accountant/>
  - Find a local or virtual ProAdvisor for:
    - Complex errors
    - File recovery
    - Advanced troubleshooting
- 

## **Pro Tip Before You Call:**

- Write down your **error code** and when it occurs
- Note your **QuickBooks version** and **Windows version**
- **Back up your company file**

## **Ways to Call QuickBooks® Customer Service: By Email and Chat Options**

### ***An Ultimate Helpful Guide for U.S. QuickBooks Users***


 **Support Line: 1-866-363-0196 or 1-877-729-5524**

 **24/7 U.S.-Based Help for QuickBooks Desktop, Online & Payroll**

When you're facing QuickBooks® issues—whether it's a login failure, payroll error, or billing concern—you want fast, reliable support. This ultimate guide walks you through all the **ways to contact QuickBooks customer service**, including phone, live chat, email, and more.

---

## ◆ 1. Call QuickBooks Customer Service (U.S.)

 **1-866-363-0196 or 1-877-729-5524**

Best for real-time help with:

- Account access problems
  - Payroll tax and deposit errors
  - QuickBooks Desktop installation or update issues
  - ✓ Speak with a **live representative 24/7**.
- 

## ◆ 2. Use “Contact Us” from Within the Software

**QuickBooks Desktop:**

Press **F1** or go to **Help > Contact Us**

**QuickBooks Online:**

Click the **? (Help)** icon > Type issue > Choose **Chat or Call**


 This routes your issue to the right department automatically.

---

## ◆ 3. Request a Callback (Skip the Hold Line)


Visit: <https://quickbooks.intuit.com/learn-support/>

Click **“Contact Us”** > “Have us call you”

 You’ll get a callback from a U.S.-based agent at your preferred time.

---

## ◆ 4. Use Live Chat Support for QuickBooks

 Start a live chat with QuickBooks reps:

- Go to the support page and select **Chat**
  - Available for **Desktop, Online, and Payroll**
  - 💡 Great for:
    - Resetting passwords
    - Subscription/billing inquiries
    - Small technical questions
- 

## ◆ 5. Submit a Help Request via Email (Support Case)

On the support site, choose “Submit a case” or “Email us”

 Ideal for:

- Tax notice assistance
- Escalated billing disputes

- Complex errors requiring documentation
- 

## ◆ 6. Get Follow-Up by Email After Support Call or Chat

✓ After a phone call or live chat, you can request:

- A transcript
  - Case summary
  - Detailed next steps
    - Helpful for recordkeeping and ongoing fixes.
- 

## ◆ 7. Use QuickBooks Community Forum for Peer Support

<https://quickbooks.intuit.com/community/>

Post questions or search answers about:

- Error codes
  - Product features
  - Best practices
    - 🧠 Monitored by QuickBooks ProAdvisors and Intuit support agents.
- 

## ◆ 8. Connect with QuickBooks on Twitter/X

DM [@QuickBooks](#)

Use this for outage updates or quick answers to account access issues.

🔔 Fast response time for publicly known problems.

---

## ◆ 9. Email Your Accountant via QuickBooks Shared Access

If you're working with a bookkeeper:

Use **QuickBooks Online Accountant tools** to share errors, reports, and get help from your accountant directly.

---

## ◆ 10. Get Help from a QuickBooks ProAdvisor

Find a ProAdvisor

🧑‍💻 Many ProAdvisors provide customer support assistance by phone and email for:

- Advanced troubleshooting
- Setup help

- Payroll and taxes
- 



## **Need QuickBooks Help Right Now?**

 **Call: 1-866-363-0196 or 1-877-729-5524**

 *24/7 Phone Support Available for All U.S. QuickBooks Users*