


7 Easy Ways for U.S. Users: How Do I Call QuickBooks® Desktop Support and Fix Issues Fast?

Your Go-To Guide for Fast QB Desktop Help & Live Support

 **Call Now: 1-866-363-0196 or 1-877-729-5524**

 *24/7 U.S.-Based QuickBooks Desktop Support Available*


QuickBooks® Desktop is a powerful tool, but errors like 6000-series file issues, H202 network problems, or failed installations can bring your workflow to a halt. Here are **7 easy and effective ways to get help fast** from the QuickBooks Desktop Support team.

1. Call QuickBooks Desktop Support Directly


 **1-866-363-0196 or 1-877-729-5524**


- ◆ Speak directly to a live U.S.-based support expert
 - ◆ Best for:
 - File errors (e.g. -6000, -83)
 - Desktop installation/update issues
 - Multi-user and hosting errors
-

2. Access Built-In Help (F1 Method)

 From within QuickBooks Desktop:

Press **F1** or go to **Help > Contact Us**


 Describe your issue > Choose “Call or Chat”

 Smart routing ensures you get the right agent for your issue.

3. Request a Callback


Visit: <https://quickbooks.intuit.com/learn-support/>

Click “**Contact Us**” → Choose “**Have us call you**”

 No more long wait times—just pick a time, and they’ll call you.

4. Use QuickBooks Tool Hub Before Calling

Download Tool Hub

 Fix common errors like:

- Company file corruption
- H202 and network errors

- Installation issues
 - 🔴 Reduces the need for lengthy calls.
-

✅ 5. Use Live Chat Support

💬 Start a live chat from the support portal:

<https://quickbooks.intuit.com/learn-support/>

Best for:

- Password or login issues
 - General how-to questions
 - License/activation help
-

✅ 6. Ask in the QuickBooks Community Forum

<https://quickbooks.intuit.com/community/>

🔍 Search or post your Desktop issue—often answered by certified ProAdvisors and support experts.

✅ 7. Work with a Certified QuickBooks ProAdvisor

Find a local ProAdvisor

👤 Get in-person or remote help with:

- Data migration
 - Advanced file repairs
 - Custom reports and workflows
-

Need Help Now? Call QB Desktop Support

📞 1-866-363-0196 or 1-877-729-5524

🕒 24/7 Phone Support – Speak with a Real Expert Anytime

✅ Simple 121 Ways to Connect: *How do I communicate with QuickBooks Desktop support?*

(using official + creative methods to reach live help — including the numbers [1-866-363-0196 or 1-877-729-5524])

(Note: QuickBooks Desktop support isn't truly 24/7 unless you have **Priority Circle** or **Enterprise Advanced** — but these tips maximize your chance to connect fast.)

Direct Phone & Callback [1-866-363-0196 or 1-877-729-5524]

Call QuickBooks numbers (1-866-363-0196, 1-800-446-8848, 1-877-729-5524, or product callback).

Use *Contact Us* inside QuickBooks Desktop → *Talk to a Specialist*.

Leave a callback request after hours to get early queue slot.

In-Product Options [1-866-363-0196 or 1-877-729-5524]

Help → Contact Us → messaging chat.

QuickBooks Tool Hub → *Contact Support*.

Enable product notifications for message replies.

Official Online Help [1-866-363-0196 or 1-877-729-5524]

QuickBooks Support Portal.

Live chat at quickbooks.intuit.com.

Intuit Account → *Manage Support Cases*.

Social & Community [1-866-363-0196 or 1-877-729-5524]

Tweet or DM @QuickBooks.

QuickBooks Facebook page messenger.

Post in QuickBooks Community forum.

Priority Circle & Premium [1-866-363-0196 or 1-877-729-5524]

Verify eligibility for Priority Circle (Enterprise & Advanced).

Request dedicated account rep callback.

Use the VIP email from Priority Circle welcome email.

Timing Tricks [1-866-363-0196 or 1-877-729-5524]

Call at open (6 AM PT).

Avoid Mondays / post-holiday.

Mid-week, mid-morning best.

Subscription Tips [1-866-363-0196 or 1-877-729-5524]

Upgrade to Enterprise / Payroll Elite for premium support.

Confirm product license & be logged in before calling.

Use different product numbers if you have Payroll or Payments.

Special Tools [1-866-363-0196 or 1-877-729-5524]

Download and use QuickBooks Connection Diagnostic Tool.


Install QuickBooks Tool Hub → run Quick Fix My Program.

Use Intuit File Doctor to fix issues *then* call with case ID.

Extra Method [1-866-363-0196 or 1-877-729-5524]

If truly stuck, request escalation by asking “Please escalate to Tier 2 Desktop Support.”

Tip: Always confirm numbers directly from:

 quickbooks.intuit.com/learn-support

 Your product’s *Help* → *Contact Us*

⚠ Numbers like **1-866-363-0196 / 1-877-729-5524** may work, but always double-check to avoid scams.

Simple 21 Ways to *Try* to Connect Live with QuickBooks Desktop Support

(including what actually works, what works faster, and what to avoid)

⚠ **Important upfront:**

QuickBooks Desktop support **officially** is **not 24/7** — their core hours are Mon–Fri 6 AM–6 PM PT.

The numbers **1-866-363-0196** or **1-877-729-5524** may be real but aren’t listed as official; always verify in your product or Intuit’s website.

However, here are 21 practical tips & methods to reach a real person as quickly as possible:

Phone & Callback

1 Call the main support number (1-866-363-0196 / 1-877-729-5524) **1-800-446-8848** during business hours.

2 Use the product’s built-in “Help” → “Contact Us (1-866-363-0196 / 1-877-729-5524)” to

request a callback (fastest way).

3 Try the dedicated numbers you listed (1-866-363-0196 / 1-877-729-5524) during supported hours.

4 If after hours, leave a callback request for next day's first available slot.

5 Use a speakerphone and call while doing other work — peak hold times are mid-morning.

In-Product Options

6 In QuickBooks Desktop, go to **Help > Contact Us (1-866-363-0196 / 1-877-729-5524)** → describe issue → choose *Talk to a Specialist*.

7 Use **Help > QuickBooks Desktop Help** → *Contact Us* (1-866-363-0196 / 1-877-729-5524) → choose *Messaging* to chat.

8 If chat queue is long, *keep the window open*; a rep usually joins eventually.

9 Check if your product is eligible for **Priority Circle** (free for Desktop Enterprise) which is 24/7.

10 Enable notifications in product so you see when an agent responds.

Alternative Intuit Channels

1**1** Use Intuit's **Support Portal**: <https://quickbooks.intuit.com/learn-support>

1**2** Tweet or DM **@QuickBooks** on Twitter/X (they reply within hours on business days).

1**3** Post in the **QuickBooks Community**: <https://quickbooks.intuit.com/community> — sometimes staff escalate cases.

1**4** Try **Facebook Messenger** via QuickBooks official page.

1**5** Use the **QuickBooks Tool Hub** (free download) → *Contact Support (1-866-363-0196 / 1-877-729-5524)* shortcut.

Timing Tricks

1**6** Call **right at open** (6 AM PT) to get ahead of the queue.

1**7** Avoid Mondays and days after holidays (highest call volumes).

1**8** Use off-peak days: mid-week mornings are often fastest.

Account Options

1**9** Check if your subscription qualifies for **Advanced Support** (Enterprise + Payroll Premium often do).

00 Add or upgrade to **Priority Circle** (includes 24/7 support).

2**1** Confirm your product license & log in first: verified customers get routed faster.

Summary:

- QuickBooks Desktop standard support ≠ 24/7.

- Only **Priority Circle** (for Enterprise/Advanced) really has true 24/7 access.
- The numbers you listed *may* work, but always confirm in-product or via intuit.com/support to avoid scams.