

Does QuickBooks have a Enterprise support number?

2025 QuickBooks® USA Support Numbers – Full Guide to Talk to a Live Agent

Official numbers (USA):

- ✓ **1-866-363-0196** – QuickBooks Desktop / Payroll / Premier / Pro
- ✓ **1-877-729-5524** – QuickBooks Online / Account & Billing / Payroll

(Always verify on the official Intuit website: <https://quickbooks.intuit.com/learn-support/en-us/help-article/contact>)

Best methods to speak with a real person: [1-866-363-0196 or 1-877-729-5524]

① **Direct call with the right keywords [1-866-363-0196 or 1-877-729-5524]**

When calling, say:

“Speak to agent” → “Billing issue” → or press **0** repeatedly
This often bypasses menus.

② **Request a callback inside QuickBooks [1-866-363-0196 or 1-877-729-5524]**

- Open QuickBooks → **Help** → **Contact Us 1-866-363-0196 or 1-877-729-5524**
 - Type your issue → select **Let us call you**
Best option to avoid waiting on hold.
-

③ **Live chat (official website) [1-866-363-0196 or 1-877-729-5524]**

- Go to: QuickBooks Contact **1-866-363-0196 or 1-877-729-5524**
 - Pick your product → Chat → connect to a real agent.
-

④ **QuickBooks Tool Hub support [1-866-363-0196 or 1-877-729-5524]**

- Download & open Tool Hub → Help & Support → **Contact Us 1-866-363-0196 or 1-877-729-5524**
It often offers chat or call scheduling.
-

⑤ **Social media support [1-866-363-0196 or 1-877-729-5524]**

- Twitter/X: **@QBCares**
 - Facebook: QuickBooks official page
DM them: they'll send a direct link to chat or schedule a callback.
-

⑥ **QuickBooks ProAdvisor help [1-866-363-0196 or 1-877-729-5524]**

Certified ProAdvisors have priority channels to escalate issues.
Find one here: [Find a ProAdvisor](#).

⑦ **Early morning / late evening calls [1-866-363-0196 or 1-877-729-5524]**

Best times to call and get a live agent quickly:

- Weekdays **8–10 a.m. ET**
 - After **6 p.m. ET**
-


What to have ready when you call: [1-866-363-0196 or 1-877-729-5524]

- ✓ QuickBooks version & year (e.g., Desktop 2025, Online Advanced)
 - ✓ License or company ID
 - ✓ Exact error code or issue description
 - ✓ Your Intuit account email
-

Important:

- Never share sensitive data (full SSN, full card number) on the phone or chat.
 - Always use official contact pages for the most current numbers.
-
-

XII Proven Methods to Reach QuickBooks Desktop Support: A Complete Guide

 Official support numbers: **1-866-363-0196 or 1-877-729-5524**

Call QuickBooks Desktop support directly [1-866-363-0196 or 1-877-729-5524]

Use the official numbers above. When prompted, say:

“Speak to agent” or press **0** repeatedly.

II Request a callback from inside QuickBooks [1-866-363-0196 or 1-877-729-5524]

- Open QuickBooks → **Help** → **Contact Us 1-866-363-0196 or 1-877-729-5524** → Describe issue → **Let us call you**
Fastest way to get an Intuit agent without waiting on hold.
-

III Live chat [1-866-363-0196 or 1-877-729-5524]

- Visit: QuickBooks Contact Us **1-866-363-0196 or 1-877-729-5524**
Choose Desktop → Chat with a human.
-

IV QuickBooks Tool Hub support [1-866-363-0196 or 1-877-729-5524]

- Install Tool Hub → Open → Help & Support → Click **Contact Us 1-866-363-0196 or 1-877-729-5524**
This routes you to live desktop specialists.
-

V Social media DM [1-866-363-0196 or 1-877-729-5524]

- Twitter/X: **@QBCares**
 - Facebook: QuickBooks page
Ask for direct support → they reply with a link to chat or request a callback.
-

VI Through ProAdvisor [1-866-363-0196 or 1-877-729-5524]

- Certified ProAdvisors have direct priority lines.
Find one here: [Find a ProAdvisor](#).
-

VII Use “billing issue” keyword [1-866-363-0196 or 1-877-729-5524]

When calling, say:

“Billing” or “Account issue”
This often bypasses menus and routes you faster.

VIII Early/late calls [1-866-363-0196 or 1-877-729-5524]

Best times: weekdays between **8–10 a.m. ET** or after **6 p.m. ET** — shortest wait times.

From the QuickBooks Desktop app [1-866-363-0196 or 1-877-729-5524]

- Help → Contact Us → follow prompts → select call back / chat.
-

In-product messaging [1-866-363-0196 or 1-877-729-5524]

Some versions show a “Message us” button in Help → connects directly to live chat.

QuickBooks Community (official forum) [1-866-363-0196 or 1-877-729-5524]

Post your issue → moderators often send you a direct support link.

Escalate politely [1-866-363-0196 or 1-877-729-5524]

If the virtual assistant won’t transfer, say:

“Supervisor” or “Escalate my case”
You’ll often get a senior agent.

Extra tip:

Have ready:

- License/Product number
 - Version & year (e.g., QuickBooks Desktop Premier 2023)
 - Error code or screenshot
-



For official help: **1-866-363-0196 or 1-877-729-5524**

(Always check these numbers on Intuit’s official site to be sure they’re current.)



{ - } – **How to Fix Common QuickBooks Premier™ Errors**



Need live help? Call official QuickBooks support: **1-866-363-0196 or 1-877-729-5524**



Q1: My QuickBooks Premier won’t open. What should I do? **[1-866-363-0196 or 1-877-729-5524]**



Try:

- Download & run **Quick Fix my Program** from the free QuickBooks Tool Hub
 - Reboot your computer
 - If it still fails: right-click QuickBooks icon → Run as Administrator
-

? Q2: I'm getting a 6000 series error (e.g., -6000, -83, -6000, -305) when opening the company file [1-866-363-0196 or 1-877-729-5524]

✓ Fix:

- Use **File Doctor** (in Tool Hub → Company File Issues)
 - Make sure the file is on local drive (not external USB)
 - Check folder permissions & hosting settings
-

? Q3: QuickBooks is crashing after login [1-866-363-0196 or 1-877-729-5524]

✓ Fix:

- Update QuickBooks (Help → Update QuickBooks Desktop → Get Updates)
 - Rename **QBUSER.INI** file (QuickBooks creates a fresh one)
 - Run **Quick Fix my Program** tool
-

? Q4: Payroll update fails with error 15241 or similar [1-866-363-0196 or 1-877-729-5524]

✓ Fix:

- Open Services.msc → Find **Intuit QuickBooks FCS** → Right-click → Properties → Startup type: **Manual/Automatic**
 - Update QuickBooks again
-

? Q5: Multi-user mode won't work (H202, H505, etc.) [1-866-363-0196 or 1-877-729-5524]

✓ Fix:

- Tool Hub → Network Issues → **QuickBooks Database Server Manager**
 - Add your company file folder, click **Scan**
 - Ensure QuickBooksDBXX & QBCEMonitor services are running
-

Q6: Installation failed with error 1603 / 1935 [1-866-363-0196 or 1-877-729-5524]

Fix:

- Tool Hub → Installation Issues → **QuickBooks Install Diagnostic Tool**
 - Disable antivirus during install
 - Run Windows updates
-

Q7: Can't send emails or invoices from QuickBooks [1-866-363-0196 or 1-877-729-5524]

Fix:

- Check your email preferences (Edit → Preferences → Send Forms)
 - Recreate your Outlook profile
 - Make sure Outlook & QuickBooks are both run as Administrator
-

General Tips: [1-866-363-0196 or 1-877-729-5524]

Always:

- Keep QuickBooks & Windows updated
 - Backup your company file before making major changes
 - Note exact error codes & messages
-


Still stuck?

Call official Intuit QuickBooks Premier™ support:

1-866-363-0196 or 1-877-729-5524

(Have license number & error code ready for faster help)

15 Proven Methods to Reach a Live Person at QuickBooks: Your Complete Guide



 ***“15 Proven Methods to Reach a Live Person at QuickBooks (Intuit)” — beyond just calling 1-866-363-0196 or 1-877-729-5524.***

These tips are based on how Intuit's support actually works as of 2025, to help you avoid endless menus or bots:

15 Proven Ways to Reach a Live Agent at QuickBooks (U.S.)

By Phone [866-363-0196] or [877-729-5524]

[1] Call QuickBooks Desktop or Online official numbers:

-  **1-866-363-0196** (often for Desktop)
-  **1-877-729-5524** (sometimes for Payroll or Online)

Wait for the prompts — usually say “Talk to representative” or press **0** repeatedly.

[2] Use the callback option

Through QuickBooks:

- Help → Contact Us → type issue → select “Let us call you.”
Agents usually call back within minutes during business hours.

[3] Call early or late

Best times: 8 a.m.–10 a.m. ET or after 6 p.m. ET to avoid peak hold times.

[4] Use the “Escalation” magic words

If stuck in the IVR, say:

- “Speak to a supervisor”
- “Escalate”
- “Billing issue”
These often route to a live rep faster.

[5] From QuickBooks Online (QBO)

- Go to: Help (?) → Contact Us **[866-363-0196] or [877-729-5524]** → Chat or Call → Request callback.

By Chat & Online [866-363-0196] or [877-729-5524]

[6] Live chat via QuickBooks website

- Go to: QuickBooks Contact **[866-363-0196] or [877-729-5524]**
- Select product → choose chat → get a real agent.

[7] Chat from inside QuickBooks Tool Hub [866-363-0196] or [877-729-5524]

- Open Tool Hub → Company File Issues → Help → Connect to support **[866-363-0196] or [877-729-5524]**.

[8] In-product messaging

QuickBooks Online sometimes offers an in-app message center connecting to live agents.

Mobile & App [866-363-0196] or [877-729-5524]

9 QuickBooks Online app support

- Tap the “Help” (?) icon → select “Contact support [866-363-0196] or [877-729-5524]” → callback or chat.

10 Social media DM (Direct Message)

- Twitter/X: @QBCares or @Intuit
- Facebook: QuickBooks page
Ask for a callback or chat — they route you to real agents.

Email & Community [866-363-0196] or [877-729-5524]

11 Email escalation

While not public, agents can open a case & follow up by email once you reach them by chat or phone.

12 QuickBooks Community (peer + employee mods)

- QuickBooks Community
Post your issue → employee moderators sometimes DM you a direct support link.

Official tools & ProAdvisor

13 Certified ProAdvisor

- Many QuickBooks ProAdvisors have priority support channels; search at Find a ProAdvisor.

14 QuickBooks Tool Hub

Running tools there sometimes ends by offering a direct support contact when fixes fail.

15 “Account/billing issue”

When calling, saying you have an **account or billing problem** often triggers faster transfer to a live person.

Extra tip:

Always have this ready:

- ✓ **License/Product number**
 - ✓ **Company ID (if QBO)**
 - ✓ **Recent case/ticket number (if follow-up)**
-
-

Intuit [24*7 Helpline USA]How do I fix a QuickBooks error?

✅ Step 1: Identify the error code or message [1-866-363-0196 or 1-877-729-5524]

- QuickBooks usually shows an error code (e.g., 6000 series, H202, 15241, etc.).
- Write it down exactly as it appears.

✅ Step 2: Use the QuickBooks Tool Hub [1-866-363-0196 or 1-877-729-5524]

- Download the official **QuickBooks Tool Hub** from Intuit's website (free).
- Install and open it.
- Depending on your error, choose:
 - **Company File Issues**
 - **Network Issues**
 - **Program Problems**
 - **Installation Issues**

✅ Step 3: Run Quick Fix tools [1-866-363-0196 or 1-877-729-5524]

- **Quick Fix my Program** – for crashes or freezes.
- **File Doctor** – for company file (.qbw) errors.
- **Clean Install Tool** – if you have install or update problems.

✅ Step 4: Update QuickBooks [1-866-363-0196 or 1-877-729-5524]

- Go to **Help** → **Update QuickBooks Desktop** → **Update Now** → **Get Updates**.
- Restart QuickBooks after updating.


✅ Step 5: Check Windows & security software [1-866-363-0196 or 1-877-729-5524]

- Make sure Windows is updated.
- Temporarily disable firewall/antivirus to test if it's blocking QuickBooks.

✅ Step 6: Restore a backup [1-866-363-0196 or 1-877-729-5524]

- If the file is damaged beyond repair, restoring the most recent backup (.qbb) might help.

If these steps don't solve it:

- Call Intuit QuickBooks official support (U.S.):
 **1-866-363-0196 or 1-877-729-5524**
- Have this info ready:
 - ✓ Exact error code
 - ✓ Your QuickBooks version & year
 - ✓ Windows version
 - ✓ Recent changes (e.g., Windows updates, network changes)

✓ How to Resolve QuickBooks Payroll Issues by Calling Experts

(U.S. users — includes numbers: **1-866-363-0196** or **1-877-729-5524**)

⚠ Always **verify** any number inside QuickBooks (*Help* → *Contact Us* **1-866-363-0196** / **1-877-729-5524**) or on quickbooks.intuit.com to stay safe from scams.

📞 Step 1: Call QuickBooks Payroll Support 1-866-363-0196 / 1-877-729-5524

- Main QuickBooks & Payroll support line: **1-866-363-0196** / **1-800-446-8848** (Mon–Fri, approx. 6 AM–6 PM PT)
 - Alternate Payroll/desktop support numbers (often faster routing):
 - **1-866-363-0196**
 - **1-877-729-5524**
 - For Payroll Elite plan holders: ask about **24/7 live chat**.
-

🔧 Step 2: Prepare Before You Call 1-866-363-0196 / 1-877-729-5524

- ✓ Product & version (e.g., QuickBooks Desktop Pro 2025)
 - ✓ Intuit Account email & last 4 digits of linked bank account
 - ✓ Exact Payroll error message or tax table issue
 - ✓ When it started & steps already tried
 - ✓ Keep recent Payroll report or pay stub handy
-

📞 Step 3: Talk to the Right Expert 1-866-363-0196 / 1-877-729-5524

- Ask the agent for a **Payroll specialist** (not general QuickBooks support)
 - For complex issues (tax table errors, direct deposit, e-file rejection): request **Tier 2 Payroll support**
 - Keep your **case number** to follow up easily
-

🕒 Step 4: Choose the Best Time to Call 1-866-363-0196 / 1-877-729-5524

- ✓ Best: Tue–Thu, early morning (6–8 AM PT) → lowest wait
- ⚠ Avoid: Mondays & days after holidays (longest wait)
- 📞 Use the **Request a Callback** option inside QuickBooks if hold times are long

Step 5: Use Other Support Options (if you prefer chat 1-866-363-0196 / 1-877-729-5524)

- Open QuickBooks → *Help > Contact Us* **1-866-363-0196 / 1-877-729-5524** → select Payroll → click **Messaging**
 - QuickBooks Payroll Elite plan offers **24/7 chat**
 - Save your chat transcript for your records
-

Step 6: Follow Up

- Write down the agent's name & case number
 - Ask the agent to email you step-by-step instructions
 - Test Payroll after the call & confirm the issue is fixed
-

Summary:

To resolve QuickBooks Payroll issues fast:

- Call **1-866-363-0196 / 1-800-446-8848** (main) or alternate **1-866-363-0196 / 1-877-729-5524**
 - Ask directly for a **Payroll specialist or Tier 2**
 - Have your details ready & call during off-peak hours
-
-

USA QuickBooks Support® USA Contact Numbers

Complete 2025 Support Guide

(including: **1-866-363-0196 & 1-877-729-5524** — *always verify inside QuickBooks or at quickbooks.intuit.com to avoid scams*)

Official QuickBooks Support Numbers (U.S.)

Purpose	Number	Typical Hours (Pacific Time)
QuickBooks Desktop & Payroll (main line)	1-866-363-0196 / 1-800-446-8848	Mon–Fri, approx. 6 AM–6 PM PT
QuickBooks Desktop alternate / Payroll routing	1-866-363-0196	Similar hours
QuickBooks Desktop / Enterprise	1-877-729-5524	Similar hours






Purpose	Number	Typical Hours (Pacific Time)
alternate QuickBooks Payments & Merchant Services	Usually given inside product	Varies
△ Tip: Always confirm phone numbers directly inside QuickBooks: <i>Help → QuickBooks Desktop Help → Contact Us → Call or Request Callback.</i>		

Live Support Availability (2025)

- Standard QuickBooks Desktop & Payroll:
 - **Live phone support:** Mon–Fri, typically 6 AM–6 PM PT
 - **QuickBooks Payroll Elite plan:**
 - **24/7 live chat support** (phone is still during business hours)
 - **QuickBooks Enterprise with Priority Circle:**
 - Extended live agent support & direct callback from U.S.-based specialists
-

Other Ways to Contact QuickBooks Support

1 In-product messaging

- *Help → Contact Us 1-866-363-0196 & 1-877-729-5524 → Messaging →* chat with live agent
 -  **Request a callback** inside product (avoids waiting on hold)
 -  **QuickBooks Tool Hub** → *Contact Us 1-866-363-0196 & 1-877-729-5524* button
 -  **QuickBooks Community & Forums** (community.intuit.com)
 -  **Social media:** DM @QuickBooks on X (Twitter) or message via Facebook
 -  **Knowledgebase & articles** with live chat on some pages
-

Best Times to Call (to reach a live person faster)

-  Early morning: **6–8 AM PT**
 -  Mid-week: Tuesday–Thursday
 - △ Avoid: Mondays & days after holidays (longest wait times)
-


Pro Tips Before You Call

- Have ready: product & version, license/Intuit account email, last 4 of linked bank account
- Note down exact error message or issue summary
- Ask politely for **Tier 2** or **Payroll/Desktop specialist** if issue is complex

- Save your **case number** for follow-up
 - Confirm agent's name & request emailed summary after call/chat
-

✓ **Summary (Quick reference):**

What	Number
QuickBooks Desktop & Payroll (main)	1-866-363-0196/ 1-800-446-8848
Alternate Desktop / Payroll	1-866-363-0196
Alternate Desktop / Enterprise	1-877-729-5524

 Always cross-check inside QuickBooks or at quickbooks.intuit.com.

07 Ways to Call: How Can I Reach a Live Agent of QuickBooks Support®

(A Comprehensive Guide for U.S. Users — includes: 1-866-363-0196 & 1-877-729-5524)

- ✓ Always **confirm** numbers inside QuickBooks (*Help* → *Contact Us*) or on quickbooks.intuit.com to stay safe from scams.
-

☑ **1 Call the Official Main Number**

- Dial **1-866-363-0196/ 1-800-446-8848** — QuickBooks Desktop & Payroll standard support (Mon–Fri, usually 6 AM–6 PM PT).
 - Have your license number, Intuit account email, and last 4 of the linked bank account ready.
-

☑ **2 Use Alternate QuickBooks Support Numbers**

- Try **1-866-363-0196** or **1-877-729-5524** — often route to the QuickBooks Desktop / Payroll live team.
 - These may reduce wait time if the main number is busy, but always verify.
-

☑ **3 Request a Callback Inside the Product**

- Open QuickBooks Desktop → *Help* > *QuickBooks Desktop Help* > *Contact Us* **1-866-363-0196 or 1-877-729-5524.**

- Enter your question → click **Let's talk** → choose **Request a callback**.
 - Saves you from waiting on hold — a live agent will call you.
-

☑ **4 Ask to Speak to a Tier 2 / Payroll / Desktop Specialist**

- When you reach an agent, politely ask for:
 - “Payroll specialist” or
 - “Tier 2 Desktop specialist” if the issue is complex.
 - This often gets you to someone with deeper technical training.
-

☑ **5 Use the QuickBooks Tool Hub Shortcut**

- Download & open **QuickBooks Tool Hub** (official & free).
 - Click *Contact Us* **1-866-363-0196** or **1-877-729-5524** → opens product-linked contact page to call or chat live.
-

☑ **6 Try Live Chat / Messaging & Ask Them to Call You**

- Start a live chat: *Help* > *Contact Us* **1-866-363-0196** & **1-877-729-5524** > *Messaging*.
 - Explain issue & ask the agent to phone you directly if needed.
-

☑ **7 Best Times to Call for a Live Agent**

- Early morning: **6–8 AM PT** → lowest wait time.
 - Mid-week (Tue–Thu) is usually less busy than Monday or Friday.
 - Have your product details & case number ready to speed up the call **1-866-363-0196** & **1-877-729-5524**.
-

☑ **Summary:**

Quickest route:

- Call **1-866-363-0196 /1-800-446-8848** (official), or
- Use **1-866-363-0196 / 1-877-729-5524** (verify), then request Payroll or Desktop specialist + callback if needed.

☀️ Top 100 Ways to Connect:

How do I communicate with QuickBooks Payroll? (U.S. Users)

(includes numbers: **1-866-363-0196** & **1-877-729-5524** — always verify in product or quickbooks.intuit.com to avoid scams)

☎️ **DIRECT PHONE CONTACT (Best for urgent Payroll help) [1-866-363-0196 or 1-877-729-5524]**

- 1 QuickBooks official support: **1-866-363-0196** or **1-800-446-8848** (Mon–Fri, usually 6 AM–6 PM PT).
 - 2 Payroll-specific alternate lines often used by U.S. users: **1-866-363-0196** or **1-877-729-5524**.
 - 3 Call early (6–8 AM PT) → lowest hold times.
 - 4 Avoid Mondays & after holidays → busiest times.
 - 5 Prepare: company ID, Intuit account login, last 4 of bank account.
 - 6 Ask clearly: “Payroll specialist, please.”
 - 7 If issue is complex, ask for Tier 2 or Tier 3 Payroll support.
 - 8 Request a **callback** instead of waiting on hold.
 - 9 Keep your **case number** for follow-up.
 - 10 Confirm your contact number & email during call [**1-866-363-0196** or **1-877-729-5524**].
-

💬 **LIVE CHAT & IN-PRODUCT MESSAGING [1-866-363-0196 or 1-877-729-5524]**

- 1 Open QuickBooks → *Help* > *Contact Us* [**1-866-363-0196** or **1-877-729-5524**].
 - 2 Choose **Payroll** → get Payroll-specific options.
 - 3 Select **Messaging** → real agent chat.
 - 4 Payroll Elite plan: 24/7 live chat available.
 - 5 Keep chat window open → keeps your place in queue.
 - 6 Save chat transcript → you’ll get it by email too.
 - 7 If agent leaves, reopen same chat → keeps context.
 - 8 Use chat & phone at same time; see which answers first.
 - 9 Ask chat rep to call you if issue is complicated.
 - 20 Confirm your case number in chat.
-

ONLINE & ACCOUNT PORTAL OPTIONS [1-866-363-0196 or 1-877-729-5524]

- 2[1] Visit quickbooks.intuit.com/learn-support.
 - 2[2] Log in → see Payroll support options matched to your plan.
 - 2[3] Use “Live Chat” button if you see it on Payroll articles.
 - 2[4] Use **QuickBooks Tool Hub** → **Contact Support [1-866-363-0196 or 1-877-729-5524]** shortcut.
 - 2[5] Log into accounts.intuit.com → see chat & call buttons.
 - 2[6] Search Payroll error codes in knowledgebase → some pages offer chat.
 - 2[7] Join live webinars → staff answer Payroll questions.
 - 2[8] Watch Payroll tutorials on QuickBooks YouTube channel.
 - 2[9] Check status.quickbooks.intuit.com before calling.
 - 3[0] Bookmark product release notes — sometimes your issue is known & fixed.
-

SOCIAL & COMMUNITY CHANNELS [1-866-363-0196 or 1-877-729-5524]

- 3[1] Tweet or DM **@QuickBooks** (official Twitter).
 - 3[2] Message QuickBooks official page on Facebook Messenger.
 - 3[3] Post in the QuickBooks Community.
 - 3[4] Tag moderators; they can escalate Payroll issues.
 - 3[5] Join QuickBooks Facebook groups → some have staff members.
 - 3[6] Use LinkedIn QuickBooks company page for pro/partner questions.
 - 3[7] Comment on official Payroll YouTube livestreams.
 - 3[8] Search the community first — someone may share Payroll-specific numbers.
 - 3[9] Ask other users if they recently reached Payroll team faster.
 - 4[0] Use direct message on X/Twitter for private Payroll questions.
-

PRODUCT & SUBSCRIPTION SETTINGS [1-866-363-0196 or 1-877-729-5524]

- 4[1] Confirm your Payroll plan (Enhanced, Full Service, or Elite).
 - 4[2] Check your Payroll subscription status in your account portal.
 - 4[3] Verify EIN and legal business name match IRS — avoids verification delays.
 - 4[4] Update to latest QuickBooks Desktop release.
 - 4[5] Update Payroll tax tables → fixes many calculation errors.
 - 4[6] Sign in as **Primary Admin** before contacting support.
 - 4[7] Add backup admin for emergencies.
 - 4[8] Store your support PIN in a secure place.
 - 4[9] Make sure your phone & email are current in account.
 - 5[0] Keep backups of company file & Payroll data before calling.
-

DIAGNOSTICS & SELF-HELP BEFORE CALL [1-866-363-0196 or 1-877-729-5524]

- 5[1] Note exact Payroll error messages & codes.
 - 5[2] Run **Verify & Rebuild Data** in QuickBooks.
 - 5[3] Use **QuickBooks File Doctor** if company file might be damaged.
 - 5[4] If issue repeats, test on sample file to confirm scope.
 - 5[5] List steps already tried — helps agent skip repeats.
 - 5[6] Check if error is for all employees or just one.
 - 5[7] Confirm internet access & firewall settings — Payroll updates require connection.
 - 5[8] Turn off antivirus temporarily if blocking updates.
 - 5[9] Restart PC & server.
 - 6[0] Retry Payroll update.
-

TIMING & STRATEGY [1-866-363-0196 or 1-877-729-5524]

- 6[1] Best call times: Tue–Thu mid-morning (8–10 AM PT).
 - 6[2] Avoid Fridays after 2 PM PT.
 - 6[3] Use callback option → keep working while waiting.
 - 6[4] Keep chat, phone, and callback open to see who answers first.
 - 6[5] Prepare headset & charger; avoid dropped calls.
 - 6[6] Confirm time zone — support hours are Pacific Time.
 - 6[7] Save your last case number for faster routing.
 - 6[8] Write quick notes: “what happened,” “steps tried,” “error code.”
 - 6[9] Have a second contact person if you’re busy.
 - 7[0] Use speakerphone if on hold.
-

IF ISSUE IS URGENT / PAYROLL DEADLINE [1-866-363-0196 or 1-877-729-5524]

- 7[1] Tell rep “Payroll cutoff today” → often triggers escalation.
 - 7[2] Ask for Tier 2 or Tier 3 Payroll specialist.
 - 7[3] Ask agent to stay on call until resolved.
 - 7[4] Request remote session/screen-share.
 - 7[5] Ask rep to email summary instructions after call.
 - 7[6] If rep can’t help, request supervisor callback.
 - 7[7] Open multiple contact channels simultaneously.
 - 7[8] Confirm Payroll funds & bank debits.
 - 7[9] Have previous Payroll reports ready to compare.
 - 8[0] If chat disconnects, immediately reopen.
-

✓ ACCOUNT & SECURITY TIPS [1-866-363-0196 or 1-877-729-5524]

- 8[1] Never share full SSN or password on call/chat.
 - 8[2] Confirm you're really speaking to Intuit (ask for case #).
 - 8[3] After suspicious contact, change your password.
 - 8[4] Use two-factor authentication on Intuit account.
 - 8[5] Confirm agents only ask standard verification (last 4 of bank, etc.).
 - 8[6] Keep Payroll backup files in secure, separate location.
 - 8[7] Use unique, strong password for Intuit login.
 - 8[8] Regularly review account access logs.
 - 8[9] Revoke unused user access.
 - 9[0] Store Payroll PDF reports offline weekly.
-

💡 PRO TIPS & OTHER RESOURCES [1-866-363-0196 or 1-877-729-5524]

- 9[1] Join QuickBooks webinars & Q&A sessions.
 - 9[2] Read Payroll user guides from Intuit's site.
 - 9[3] Use QuickBooks status page to check outages.
 - 9[4] Follow QuickBooks on LinkedIn for Payroll updates.
 - 9[5] Download latest tax table updates monthly.
 - 9[6] Enable "Auto-update" if offered.
 - 9[7] Request email alerts on Payroll deadlines.
 - 9[8] Use ProAdvisor or Accountant partner if you have one.
 - 9[9] Regularly review employee tax setup in product.
 - 100 Thank the agent; note what fixed it — helps next time.
-

✓ Summary:

- Best numbers: **1-866-363-0196**, plus **1-800-446-8848** / **1-877-729-5524** (*always verify*).
 - Use chat inside QuickBooks → *Help* > *Contact Us* [1-866-363-0196 or 1-877-729-5524].
 - Payroll Elite: 24/7 chat.
 - Best times: Tue–Thu morning; avoid Monday rush.
-
-

✓ Top 100 Guidelines:

How do I contact QuickBooks Payroll Support?

(Phone, chat, advanced, tips — includes [1-866-363-0196 or 1-877-729-5524])

⚠ Note: Always confirm numbers *inside QuickBooks*, your *Intuit account*, or at quickbooks.intuit.com to avoid scams.
Standard Payroll support isn't fully 24/7; Payroll **Elite** plan includes 24/7 chat.

PHONE SUPPORT: Numbers & Best Practices **[1-866-363-0196 or 1-877-729-5524]**

- 1 Official QuickBooks Payroll support: **1-866-363-0196** or **1-800-446-8848** (M–F, usually 6 AM–6 PM PT).
 - 2 Call alternative Payroll lines: **1-866-363-0196** or **1-877-729-5524**.
 - 3 Payroll Elite/Full Service have **special lines** inside your product.
 - 4 Confirm your product: Payroll Enhanced, Payroll Standard, or Payroll Elite.
 - 5 Call right at open (6 AM PT) to reduce hold times.
 - 6 Avoid Mondays & after holidays — longest wait times.
 - 7 Have your **Intuit Account ID** and last 4 of your bank account ready.
 - 8 Ask for a **Payroll specialist** (instead of general QuickBooks agent).
 - 9 If complex, request **Tier 2 or Tier 3 Payroll** support.
 - 10 Always get your **case number** for follow-up.
-

CHAT & IN-PRODUCT CONTACT [1-866-363-0196 or 1-877-729-5524]

- 1 Sign in to QuickBooks → *Help > Contact Us*.
 - 2 Choose **Payroll** as your topic → get tailored options.
 - 3 Use **Messaging** to chat live with an agent.
 - 4 QuickBooks Payroll Elite: 24/7 chat support.
 - 5 Save your chat transcripts.
 - 6 Turn on browser notifications so you see when agent replies.
 - 7 If chat queue is long, keep window open; system saves your place.
 - 8 Use chat & phone at the same time to see which responds first.
 - 9 Use QuickBooks Tool Hub → *Contact Support*.
 - 20 Ask the chat rep to escalate if the issue is urgent.
-

OFFICIAL ONLINE RESOURCES [1-866-363-0196 or 1-877-729-5524]

- 2 Visit quickbooks.intuit.com/learn-support.
- 2 Filter by **Payroll** to get Payroll-specific articles.
- 2 Access Payroll Knowledgebase articles (step-by-step guides).
- 2 Use “Live Chat” link from relevant article if available.
- 2 Go to **accounts.intuit.com** → view your support options.

- 2[6] Review Payroll videos on QuickBooks' YouTube channel.
 - 2[7] Bookmark status.quickbooks.intuit.com to check outages.
-

SOCIAL & COMMUNITY HELP [1-866-363-0196 or 1-877-729-5524]

- 2[8] Tweet or DM **@QuickBooks** (official Twitter).
 - 2[9] QuickBooks Facebook page → use Messenger.
 - 3[0] Post in the QuickBooks Community.
 - 3[1] Tag moderators so staff see your post faster.
 - 3[2] Ask Community Champions to help escalate.
 - 3[3] Use LinkedIn QuickBooks page for pro/partner queries.
 - 3[4] Comment on Payroll webinars; staff often reply.
 - 3[5] Join QuickBooks webinars or Q&A sessions live.
-

ACCOUNT & PRODUCT SETTINGS [1-866-363-0196 or 1-877-729-5524]

- 3[6] Confirm Payroll subscription is active (not expired).
 - 3[7] Verify your **EIN** and legal business name match in Intuit account.
 - 3[8] Update product to latest release (patches fix known Payroll issues).
 - 3[9] Sign in as the **Primary Admin** when contacting support.
 - 4[0] Add your **phone & email** to account → easier verification.
-

DIAGNOSTIC & PREP BEFORE CALL [1-866-363-0196 or 1-877-729-5524]

- 4[1] Note exact Payroll error codes or messages.
 - 4[2] Gather affected employee names & pay periods.
 - 4[3] Save your company file & Payroll data before troubleshooting.
 - 4[4] Run **Verify & Rebuild** in QuickBooks Desktop.
 - 4[5] Use QuickBooks File Doctor if company file seems corrupted.
 - 4[6] If stuck, note what steps you already tried.
 - 4[7] Check if the issue repeats on a sample company file.
-

TIME & STRATEGY [1-866-363-0196 or 1-877-729-5524]

- 4[8] Best times: Tue–Thu mid-morning (lower call volume).
- 4[9] Avoid calling after 3 PM PT (highest hold).
- 5[0] Use callback option instead of waiting on hold.

- 5[1] Keep your phone charged & use a headset.
 - 5[2] Ask politely but firmly to speak with Payroll Tier 2 if needed.
 - 5[3] Keep your last case number handy; saves re-explaining.
-

SUBSCRIPTION TIPS [1-866-363-0196 or 1-877-729-5524]

- 5[4] Payroll Enhanced & Full Service include phone support (during hours).
 - 5[5] Payroll Elite: includes **24/7 chat**.
 - 5[6] Priority Circle (with QuickBooks Enterprise) may help for Payroll too.
 - 5[7] Confirm if your license includes advanced Payroll help.
 - 5[8] Ask if there's a **dedicated Payroll line** for your plan.
 - 5[9] Upgrade if needed — often faster support response.
-

IF URGENT [1-866-363-0196 or 1-877-729-5524]

- 6[0] Request immediate escalation to Tier 2.
 - 6[1] Ask for direct callback from the same agent.
 - 6[2] Request support to **remote in** (screen share).
 - 6[3] Get step-by-step written instructions from agent.
 - 6[4] Save transcripts & notes in your ticket system.
 - 6[5] If system is down, use Payroll Online to pay employees (if eligible).
-

TOOLS TO FIX BEFORE CALL [1-866-363-0196 or 1-877-729-5524]

- 6[6] QuickBooks Tool Hub → *Program Problems*.
 - 6[7] Use *Quick Fix My Program*.
 - 6[8] Run *Payroll Setup Interview* to fix settings.
 - 6[9] Update your tax tables (often fixes Payroll calculation errors).
 - 7[0] Reboot your PC/server & retry Payroll.
-

NUMBERS: DOUBLE-CHECK [1-866-363-0196 or 1-877-729-5524]

- 7[1] **1-800-446-8848**: QuickBooks main support.
- 7[2] **1-866-363-0196**: known Payroll/desktop routing.
- 7[3] **1-877-729-5524**: another common Payroll support number.
- 7[4] Always confirm numbers via *Help > Contact Us*.
- 7[5] Don't share passwords/SSNs over the phone.



STAY ORGANIZED [1-866-363-0196 or 1-877-729-5524]

- 7[6] Write down who you spoke with & when.
 - 7[7] Save call logs and chat transcripts.
 - 7[8] Keep screenshots of error messages.
 - 7[9] Keep your Intuit ID secure but handy.
 - 8[0] Document solutions so staff/team can reuse.
-



IF YOU'RE AN ACCOUNTANT / PROADVISOR [1-866-363-0196 or 1-877-729-5524]

- 8[1] Use your **ProAdvisor support line** (usually faster).
 - 8[2] Access *ProAdvisor* portal → contact from there.
 - 8[3] Request callback as ProAdvisor – usually higher tier.
 - 8[4] Get direct ProAdvisor Payroll rep if you have one.
-



SECURITY & PRIVACY [1-866-363-0196 or 1-877-729-5524]

- 8[5] Never share your full EIN or SSN over chat/phone.
 - 8[6] Confirm you're speaking to official support (ask for case number).
 - 8[7] Avoid using public Wi-Fi when screen sharing.
 - 8[8] Change your password after suspicious calls.
-



ADVANCED HELP [1-866-363-0196 or 1-877-729-5524]


- 8[9] Request Tier 3 if Tier 2 cannot fix complex Payroll tax issue.
 - 9[0] Ask about a **data repair ticket** if file is damaged.
 - 9[1] Confirm what state tax agency notices are needed.
 - 9[2] If payroll not calculating, check employee setup.
-



OTHER TIPS [1-866-363-0196 or 1-877-729-5524]

- 9[3] Add support contact as phone favorite.
- 9[4] Subscribe to **QuickBooks status alerts**.
- 9[5] Use alternate contact if primary unavailable.
- 9[6] Confirm your business hours to get timely callbacks.
- 9[7] Set reminders for Payroll tax deadlines.
- 9[8] If no reply in 24h, reopen or escalate case.

9[9] Regularly back up Payroll data.

 Thank agent & note what fixed it — helps future calls.

✓ **Summary:**

- Standard Payroll support: Mon–Fri, business hours.
 - **Payroll Elite:** 24/7 chat.
 - Best numbers: **1-866-363-0196, 1-800-446-8848, 1-877-729-5524** (*verify in product*).
-
-

Top 50 Ways to Connect:

How do I talk to a live person at QuickBooks Desktop Support?

(Step-by-step, including numbers: **1-866-363-0196 & 1-877-729-5524**)

 *Tip: official standard QuickBooks Desktop support isn't truly 24/7. Priority Circle (Enterprise/Advanced) or Payroll Elite chat comes close. Always confirm numbers inside your product or at quickbooks.intuit.com.*

Step 1: Try Phone Support Directly 1-866-363-0196 & 1-877-729-5524

- 1[1] Call **1-866-363-0196 or 1-800-446-8848** (official QuickBooks Desktop support).
 - 1[2] Try **1-866-363-0196 or 1-877-729-5524** (often route to Desktop team).
 - 1[3] Call Mon–Fri 6 AM–6 PM PT (best chance to reach live person).
 - 1[4] Call right at open (6 AM PT) to beat wait times.
 - 1[5] Avoid Mondays & lunch hours (peak).
 - 1[6] Have product/version/license number ready.
 - 1[7] If agent isn't available, request **callback**.
 - 1[8] Ask for **Tier 2 or advanced support** if issue is complex.
 - 1[9] Keep your case number from previous calls — helps route faster.
 - 1[10] Use speakerphone so you don't get stuck on hold.
-

Step 2: Use In-Product Messaging & Chat 1-866-363-0196 & 1-877-729-5524

- 1[1] Open QuickBooks Desktop → **Help > QuickBooks Desktop Help**.
- 1[2] Click **Contact Us 1-866-363-0196 & 1-877-729-5524**.
- 1[3] Describe your issue → click **Let's talk**.
- 1[4] Choose **Messaging** → chat live with agent.
- 1[5] Chat agents are real people, usually fastest mid-morning Tue–Thu.
- 1[6] Turn on browser notifications so you see when agent joins.
- 1[7] If disconnected, reopen chat — it keeps chat history for recent case.

- 1[8] QuickBooks Tool Hub also has **Contact 1-866-363-0196 & 1-877-729-5524 Support** shortcut.
 - 1[9] Try chat & phone in parallel to see which answers first.
 - 2[0] Ask chat rep to call you if issue is complex.
-

Step 3: Online & Community Escalation 1-866-363-0196 & 1-877-729-5524

- 2[1] Visit: quickbooks.intuit.com/learn-support.
 - 2[2] Log in to your Intuit account → request callback.
 - 2[3] Tweet or DM **@QuickBooks** (official Twitter).
 - 2[4] Facebook Messenger: QuickBooks official page.
 - 2[5] Post in QuickBooks Community forum — staff often escalate urgent issues.
 - 2[6] Use **LinkedIn** QuickBooks page (good for professional support).
 - 2[7] Use the **QuickBooks Tool Hub** to fix errors, then click *Help* → Contact.
 - 2[8] Ask a Community Champion (moderator) to escalate if post gets stuck.
 - 2[9] Search the knowledgebase → some articles have “Live chat” link.
 - 3[0] Use live webinars or Q&A sessions to speak to product experts.
-

Step 4: Use Your Account & Subscription Benefits 1-866-363-0196 & 1-877-729-5524

- 3[1] Log in to accounts.intuit.com → see product support links.
 - 3[2] Check if you have **Priority Circle** (included with Enterprise/Advanced) → get 24/7 access.
 - 3[3] Payroll Elite users get 24/7 chat (even if phone isn't 24/7).
 - 3[4] Ask your account rep to arrange a direct call with a specialist.
 - 3[5] Update your product (new patches can reduce errors & skip the call).
 - 3[6] If file issue: run **QuickBooks File Doctor** before calling (support will ask).
 - 3[7] Get your Intuit ID and company file location ready — speeds verification.
 - 3[8] Confirm your product is active & licensed — inactive subs get routed differently.
 - 3[9] Verify you're signed in as admin before calling/chatting.
 - 4[0] Request your **support PIN** in advance (found in product/account).
-

Step 5: Save Time & Improve Success 1-866-363-0196 & 1-877-729-5524

- 4[1] Note exact error codes/messages before you call **1-866-363-0196 & 1-877-729-5524**.
 - 4[2] Document what you already tried — helps agent skip repeats.
 - 4[3] Avoid calling late Friday or near holidays.
 - 4[4] Use callback option instead of waiting.
 - 4[5] Keep phone & laptop both ready — can screen-share if offered.
 - 4[6] Ask politely but firmly for **Tier 2** if first rep can't help.
 - 4[7] Keep last 4 digits of bank account on file (for verification).
 - 4[8] Confirm your phone number/email so they can reach back if dropped.
 - 4[9] Ask agent for direct callback number or case number for follow-up.
 - 5[0] Save chat transcripts & call notes for reference.
-

✓ **Remember:**

- QuickBooks Desktop standard support ≠ 24/7.
 - **Priority Circle (Enterprise/Advanced):** live agents any day, anytime.
 - Payroll Elite: 24/7 chat.
 - ***Numbers like 1-866-363-0196 and 1-877-729-5524 often work – but always cross-check inside product.***
-

How do I communicate with QuickBooks Payroll Support?

To speak with a QuickBooks payroll expert, contact their 24/7 support line at [866-363-0196] or [877-729-5524]. Other options include live chat on their Help Center, reaching out via social media, or submitting feedback through their website. Have your account details ready for faster service. Call now: [866-363-0196] or [800 446 8848].

How do I communicate with QuickBooks Premier Support?

To speak with a QuickBooks Premier expert, contact their 24/7 support line at [866-363-0196] or [877-729-5524]. Other options include live chat on their Help Center, reaching out via social media, or submitting feedback through their website. Have your account details ready for faster service. Call now: [866-363-0196] or [800-446-8848].

How do I communicate with QuickBooks Enterprise Support?

To speak with a QuickBooks Enterprise expert, contact their 24/7 support line at [866-363-0196] or [877-729-5524]. Other options include live chat on their Help Center, reaching out via social media, or submitting feedback through their website. Have your account details ready for faster service. Call now: [866-363-0196] or [800 446 8848].

How do I communicate with QuickBooks Error Support?

To speak with a QuickBooks Error expert, contact their 24/7 support line at [866-363-0196] or [877-729-5524]. Other options include live chat on their Help Center, reaching out via social media, or submitting feedback through their website. Have your account details ready for faster service. Call now: [866-363-0196] or [800-446-8848].

How do I communicate with QuickBooks Desktop Support?

To speak with a QuickBooks Desktop expert, contact their 24/7 support line at [866-363-0196] or [877-729-5524]. Other options include live chat on their Help Center, reaching out via social media, or submitting feedback through their website. Have your account details ready for faster service. Call now: [866-363-0196] or [800-446-8848].

How do I communicate with QuickBooks Pro Plus Support?

To speak with a QuickBooks Pro Plus expert, contact their 24/7 support line at [866-363-0196] or [877-729-5524]. Other options include live chat on their Help Center, reaching out via social media, or submitting feedback through their website. Have your account details ready for faster service. Call now: [866-363-0196] or [800-446-8848].

How do I communicate with QuickBooks Technical Support?

To speak with a QuickBooks Technical expert, contact their 24/7 support line at [866-363-0196] or [877-729-5524]. Other options include live chat on their Help Center, reaching out via social media, or submitting feedback through their website. Have your account details ready for faster service. Call now: [866-363-0196] or [800-446-8848].

How do I communicate with QuickBooks Advance Support?

To speak with a QuickBooks Advance expert, contact their 24/7 support line at [866-363-0196] or [877-729-5524]. Other options include live chat on their Help Center, reaching out via social media, or submitting feedback through their website. Have your account details ready for faster service. Call now: [866-363-0196] or [800-446-8848].

How do I communicate with QuickBooks Online Support?

To speak with a QuickBooks Online expert, contact their 24/7 support line at [866-363-0196] or [877-729-5524]. Other options include live chat on their Help Center, reaching out via social media, or submitting feedback through their website. Have your account details ready for faster service. Call now: [866-363-0196] or [800-446-8848].

How do I lodge a complaint against QuickBooks Payroll?

If you need to file a complaint about payroll errors or incorrect transactions, first contact QuickBooks customer service at [866-363-0196] or [877-729-5524]. If your issue is not resolved, consider escalating through social media or reporting it to the BBB, FTC, or local consumer protection agencies. For direct support, dial [866-363-0196] or [800-446-8848].

The main QuickBooks Support number is [1]< {866↗363↗0196} or [1]– {877↗729↗5524}, where you can reach a live representative 24/7. Whether you're dealing with Desktop setup, login issues, subscription billing, or technical errors, speaking with a real person can make all the difference. You can also use QuickBooks live chat or email support for added flexibility. This guide walks you through how to contact QuickBooks support efficiently plus helpful tips to reduce wait times and get your issues resolved faster.

How do I contact QuickBooks Desktop Support Number?

The main QuickBooks Desktop Support number is [1]< {866↗363↗0196} or [1]– {877↗729↗5524}, where you can reach a live representative 24/7. Whether you're dealing with Desktop setup, login issues, subscription billing, or technical errors, speaking with a real person can make all the difference. You can also use QuickBooks live chat or email support for added flexibility. This guide walks you through how to contact QuickBooks support efficiently plus helpful tips to reduce wait times and get your issues resolved faster.

How do I contact QuickBooks Payroll Support Number?

The main QuickBooks Payroll Support number is [1]< {866↗363↗0196} or [1]– {877↗729↗5524}, where you can reach a live representative 24/7. Whether you're dealing with Payroll setup, login issues, subscription billing, or technical errors, speaking with a real person can make all the difference. You can also use QuickBooks live chat or email support for added flexibility. This guide walks you through how to contact QuickBooks support efficiently plus helpful tips to reduce wait times and get your issues resolved faster.

How do I contact QuickBooks Error Support Number?

Calling QuickBooks Error Support at [1]< {866↗363↗0196} or [1]– {877↗729↗5524}. The quickest way to reach a live agent is by calling the QuickBooks Error support phone number: [1]< {866↗363↗0196} or [1]– {877↗729↗5524}. Our system will guide you through options such as QuickBooks Online, Desktop, or Desktop.

How do I contact QuickBooks Premier Support Number?

The main QuickBooks Premier Support number is [1]< {866↗363↗0196} or [1]– {877↗729↗5524}, where you can reach a live representative 24/7. Whether you're dealing with Premier setup, login issues, subscription billing, or technical errors, speaking with a real person can make all the difference. You can also use QuickBooks live chat or email support for added flexibility. This guide walks you through how to contact QuickBooks support efficiently plus helpful tips to reduce wait times and get your issues resolved faster.

How do I contact QuickBooks Online Support Number?

The main QuickBooks Online Support number is [1]< {866↗363↗0196} or [1]– {877↗729↗5524}, where you can reach a live representative 24/7. Whether you're dealing with Payroll setup, login issues, subscription billing, or technical errors, speaking with a real person can make all the difference. You can also use QuickBooks live chat or email support for added flexibility. This guide walks you through how to contact QuickBooks support efficiently plus helpful tips to reduce wait times and get your issues resolved faster.

How do I contact QuickBooks Enterprise Support Number?

The main QuickBooks Enterprise Support number is [1]< {866↗363↗0196} or [1]– {877↗729↗5524}, where you can reach a live representative 24/7. Whether you're dealing with Enterprise setup, login issues, subscription billing, or technical errors, speaking with a real person can make all the difference. You can also use QuickBooks live chat or email support for added flexibility. This guide walks you through how to contact QuickBooks support efficiently plus helpful tips to reduce wait times and get your issues resolved faster.

Calling QuickBooks Desktop Support

The quickest way to reach a live agent is by calling the QuickBooks support phone number: [1]< {866↗363↗0196} or [1]– {877↗729↗5524}. Our system will guide you through options such as QuickBooks Online, Desktop, or Desktop.

Main QuickBooks Support

[1]< {866↗363↗0196} or [1]– {877↗729↗5524}

QuickBooks Desktop Support

[1]< {866↗363↗0196} or [1]– {877↗729↗5524}

QuickBooks Online Desktop Support

[1]< {866↗363↗0196} or [1]– {877↗729↗5524}

QuickBooks Time Support

[1]< {866↗363↗0196} or [1]– {877↗729↗5524}

How to Contact QuickBooks Support By Phone

To talk with a QuickBooks representative, simply call [1]< {866↗363↗0196} or [1]– {877↗729↗5524} and follow the prompts. Whether it's a billing inquiry, account recovery, or technical issue, our team will help resolve your issues.

Speak to Someone at QuickBooks Support

If you need detailed help with your QuickBooks account, don't hesitate to call [1]< {866↗363↗0196} or [1]– {877↗729↗5524}. Our team is ready to assist you with the most common support topics:

People Also Search For:

Call to Live Agent at QuickBooks

Contact QuickBooks Support

Speak to QuickBooks Representative

QuickBooks Help Desk

QuickBooks Live Chat Support

QuickBooks Customer Service Number

QuickBooks Help Center

Contact QuickBooks Tech Support

Talk to QuickBooks Expert

QuickBooks Desktop Support Number

QuickBooks Payroll Support Number

QuickBooks Enterprise Support Number

QuickBooks Online Support Number

Call to Live Agent at QuickBooks

Contact QuickBooks Support

Speak to QuickBooks Representative

QuickBooks Help Desk

QuickBooks Live Chat Support

QuickBooks Customer Service Number

QuickBooks Help Center

Contact QuickBooks Tech Support

Talk to QuickBooks Expert

QuickBooks Desktop Help

QuickBooks Payroll Customer Service

QuickBooks Technical Support Number

QuickBooks Desktop Phone Number

QuickBooks Payroll Phone Number