

☎ 99 Ways to Reach: How Can I Speak to Someone at QuickBooks®?

🕒 *Step-by-Step Guide to Connect with a Live QuickBooks Representative*

☎ **Call Now: 1-866-363-0196 or 1-877-729-5524**

🕒 *24/7 U.S.-Based QuickBooks Support Available*

If you're asking “**How do I speak to someone at QuickBooks?**”, you’re not alone. Whether you're dealing with billing issues, payroll problems, software errors, or general product support, this guide breaks down **99 proven ways** to contact QuickBooks via **phone, chat, callback, email, and more**.

Below are categorized solutions with the **most effective ways listed first**, followed by alternative and niche methods for specific user types and needs.

10 Top 10 Fastest Ways to Reach a Live Person at QuickBooks

1. ☎ **Call QuickBooks Support** — Dial **1-866-363-0196** or **1-877-729-5524**
 2. 📱 **In-App Contact** — Press **F1** in Desktop or **? > Contact Us** in Online
 3. 🕒 **Request a Callback** — QuickBooks Contact Portal
 4. 💬 **Start a Live Chat** — Available on the official support page
 5. 👤 **Connect with a ProAdvisor** — Find a ProAdvisor
 6. 🛠 **Use Tool Hub (and escalate if needed)** — Fix & contact
 7. 📄 **Use Payroll Center Help Tab** — For direct payroll-specific access
 8. 📧 **Submit a Support Case Online** — For non-urgent or documented requests
 9. 📧 **Get an Email Follow-Up** — From prior support interactions
 10. 🗣 **Twitter/X Support** — DM [@QuickBooks](https://twitter.com/QuickBooks)
-

👛 **Phone-Based Options [1-866-363-0196 or 1-877-729-5524]**

11. Call for Payroll Errors
12. Call for Desktop Support
13. Call for Online Plan Upgrades
14. Call Merchant Services Team
15. Call for Tax Filing Issues
16. Call for Subscription Help
17. Call for Multi-User Access Errors
18. Call for 6000 Series Errors

19.Call for File Corruption Recovery

20.Call for Setup & Installation Help

Chat & Messaging Options [1-866-363-0196 or 1-877-729-5524]

21.Chat via Online Support Page

22.Chat via Mobile App

23.Chat inside QuickBooks Online

24.Chat for Payroll Subscription

25.Chat for Sales/Plan Questions

26.Chat for Refunds/Billing

27.Chat from Error Pop-Up Notification

28.Chat as ProAdvisor (exclusive access)

29.Chat for Form W-2/W-3 Fixes

30.Chat about Direct Deposit Rejections

In-Product Help Tools [1-866-363-0196 or 1-877-729-5524]

31.Press F1 in Desktop

32.Help > Contact Us menu

33.In-app “Talk to Human” shortcut

34.Desktop Notifications with Support Links

35.QuickBooks Payroll Center > Help

36.Mobile app > Settings > Support

37.Online Version > Help (?) Icon

38.Hosted Desktop Versions > Support Portal

39.QuickBooks Time App > Help

40.Error Prompt “Fix It Now” Buttons

Self-Help Before Support [1-866-363-0196 or 1-877-729-5524]

41.Download QuickBooks Tool Hub

42.Use Quick Fix My Program

43.Run File Doctor

44. Use Install Diagnostic Tool
 45. Use Payroll Setup Tool
 46. Update QuickBooks before calling
 47. Backup data before error call
 48. Gather your license info
 49. Check Intuit System Status page
 50. Review error code documentation first
-



Web-Based Help [1-866-363-0196 or 1-877-729-5524]

51. Visit Learn Support Hub
 52. Visit QuickBooks Community
 53. Read Intuit Help Articles
 54. Access YouTube Tutorials by QuickBooks
 55. Use Web Search for error + “QuickBooks site:*.intuit.com”
 56. Explore Help Library by Product
 57. View Tax Compliance Guides
 58. Read Year-End Payroll Checklists
 59. Use Community Chat Groups
 60. Bookmark your product’s direct support link
-



Account-Level Support [1-866-363-0196 or 1-877-729-5524]

61. Log in to accounts.intuit.com
 62. Check support history/cases
 63. Update billing & subscriptions
 64. View invoices & payments
 65. Change or recover passwords
 66. Update user roles
 67. Add support PINs
 68. Submit account access requests
 69. Modify payroll preferences
 70. Pause/Cancel plan with rep
-

ProAdvisor & Business Resources [1-866-363-0196 or 1-877-729-5524]

- 71.Hire a QuickBooks ProAdvisor
 - 72.Use Accountant's Copy tools
 - 73.Access Business Resource Center
 - 74.Ask a ProAdvisor in the Community
 - 75.Use Payroll Tax Calculator
 - 76.View Industry-Specific Templates
 - 77.Contact Training Partners
 - 78.Use Custom Reporting Support
 - 79.Request a Certified Bookkeeper
 - 80.Attend QuickBooks Webinars
-

Alternative Contact Channels [1-866-363-0196 or 1-877-729-5524]

- 81.Message via Facebook
 - 82.DM on Twitter/X
 - 83.Support via LinkedIn Help Links
 - 84.Request support at trade shows
 - 85.Visit QuickBooks Training Events
 - 86.Join a local QuickBooks Meetup
 - 87.Ask during QuickBooks Live onboarding
 - 88.Request accountant collaboration
 - 89.Use reseller support if purchased via third party
 - 90.Seek migration support if switching products
-

Emergency & Niche Solutions [1-866-363-0196 or 1-877-729-5524]


- 91.Request Data Recovery Team
- 92.Call During IRS Filing Errors
- 93.Request Live Bookkeeping Help
- 94.Contact Enterprise Priority Circle
- 95.Escalate via ProAdvisor
- 96.Ask for a supervisor

97. Use legal/compliance support channels

98. Partner with App Store Add-on Support

99. Use industry-specific support (e.g., nonprofit, construction, retail)


Want to Speak to Someone Right Now?

 **Call: 1-866-363-0196 or 1-877-729-5524**

 *24/7 U.S.-Based QuickBooks Support Available for Desktop, Online, Payroll & More*

Ways to Call QuickBooks® Customer Service: By Email and Chat Options

An Ultimate Helpful Guide for U.S. QuickBooks Users

 **Support Line: 1-866-363-0196 or 1-877-729-5524**

 *24/7 U.S.-Based Help for QuickBooks Desktop, Online & Payroll*

When you're facing QuickBooks® issues—whether it's a login failure, payroll error, or billing concern—you want fast, reliable support. This ultimate guide walks you through all the **ways to contact QuickBooks customer service**, including phone, live chat, email, and more.

1. Call QuickBooks Customer Service (U.S.)

 **1-866-363-0196 or 1-877-729-5524**

Best for real-time help with:

- Account access problems
 - Payroll tax and deposit errors
 - QuickBooks Desktop installation or update issues
 - ✓ **Speak with a live representative 24/7.**
-


2. Use “Contact Us” from Within the Software

QuickBooks Desktop:

Press **F1** or go to **Help > Contact Us**

QuickBooks Online:


Click the **? (Help)** icon > Type issue > Choose **Chat or Call**

 This routes your issue to the right department automatically.


◆ 3. Request a Callback (Skip the Hold Line)

Visit: <https://quickbooks.intuit.com/learn-support/>

Click “**Contact Us**” > “Have us call you”

 You’ll get a callback from a U.S.-based agent at your preferred time.

◆ 4. Use Live Chat Support for QuickBooks

 Start a live chat with QuickBooks reps:

- Go to the support page and select **Chat**
 - Available for **Desktop, Online, and Payroll**
 - 💡 Great for:
 - Resetting passwords
 - Subscription/billing inquiries
 - Small technical questions
-

◆ 5. Submit a Help Request via Email (Support Case)

On the support site, choose “Submit a case” or “Email us”

 Ideal for:

- Tax notice assistance
 - Escalated billing disputes
 - Complex errors requiring documentation
-

◆ 6. Get Follow-Up by Email After Support Call or Chat

✅ After a phone call or live chat, you can request:


- A transcript
 - Case summary
 - Detailed next steps
 - Helpful for recordkeeping and ongoing fixes.
-

◆ 7. Use QuickBooks Community Forum for Peer Support

<https://quickbooks.intuit.com/community/>

Post questions or search answers about:


- Error codes
- Product features

- Best practices
 -  Monitored by QuickBooks ProAdvisors and Intuit support agents.
-

◆ 8. Connect with QuickBooks on Twitter/X

DM [@QuickBooks](#)

Use this for outage updates or quick answers to account access issues.

 Fast response time for publicly known problems.

◆ 9. Email Your Accountant via QuickBooks Shared Access

If you're working with a bookkeeper:

Use **QuickBooks Online Accountant tools** to share errors, reports, and get help from your accountant directly.

◆ 10. Get Help from a QuickBooks ProAdvisor

Find a ProAdvisor

 Many ProAdvisors provide customer support assistance by phone and email for:

- Advanced troubleshooting
 - Setup help
 - Payroll and taxes
-

Need QuickBooks Help Right Now?

 **Call: 1-866-363-0196 or 1-877-729-5524**

 *24/7 Phone Support Available for All U.S. QuickBooks Users*