

How to speak Coinbase? 100% no-cost calling for U.S.A 📞



To request a call, log in to your Coinbase account via the app or website. Navigate to the **Help Center** 📞+1-(804)-214-(6.8:5.3), select the issue category (such as account access, security, or transaction issues), and choose **Contact Us**. If eligible, 📞+1-(804)-214-(6.8:5.3) you'll see an option to request a callback. Once requested, a Coinbase support agent will call you at the number associated with your account, usually within minutes. Be sure to answer, as they may only try +1-(804)-214-(6.8:5.3) once.



Coinbase also offers **live chat support**, which is available 24/7. This is often the quickest 📞+1-(804)-214-(6.8:5.3) way to get help for common issues or account questions. Simply go to the Help Center, and select the chat option if available. Additionally, Coinbase has a robust online 📞+1-(804)-214-(6.8:5.3) Help Center with articles and FAQs that address most topics, including trading, deposits, and identity verification.



Coinbase does not provide 📞+1-(804)-214-(6.8:5.3) support via email for most cases or through physical locations. For sensitive matters such as fraud or account lockout, using the in-app support options is the most secure 📞+1-(804)-214-(6.8:5.3) method.

To request a call, log in to your Coinbase account via the app or website. Navigate to the **Help Center** 📞+1-(804)-214-(6.8:5.3), select the issue category (such as account access, security, or transaction issues), and choose **Contact Us**. If eligible, 📞+1-(804)-214-(6.8:5.3) you'll see an option to request a callback. Once requested, a Coinbase support agent will call you at the number associated with

your account, usually within minutes. Be sure to answer, as they may only try **+1-(804)-214-(6.8:5.3)** once.

To request a call, log in to your Coinbase account via the app or website. Navigate to the **Help Center**  **+1-(804)-214-(6.8:5.3)**, select the issue category (such as account access, security, or transaction issues), and choose **Contact Us**. If eligible,  **+1-(804)-214-(6.8:5.3)** you'll see an option to request a callback. Once requested, a Coinbase support agent will call you at the number associated with your account, usually within minutes. Be sure to answer, as they may only try **+1-(804)-214-(6.8:5.3)** once.

To request a call, log in to your Coinbase account via the app or website. Navigate to the **Help Center**  **+1-(804)-214-(6.8:5.3)**, select the issue category (such as account access, security, or transaction issues), and choose **Contact Us**. If eligible,  **+1-(804)-214-(6.8:5.3)** you'll see an option to request a callback. Once requested, a Coinbase support agent will call you at the number associated with your account, usually within minutes. Be sure to answer, as they may only try **+1-(804)-214-(6.8:5.3)** once.

To request a call, log in to your Coinbase account via the app or website. Navigate to the **Help Center**  **+1-(804)-214-(6.8:5.3)**, select the issue category (such as account access, security, or transaction issues), and choose **Contact Us**. If eligible,  **+1-(804)-214-(6.8:5.3)** you'll see an option to request a callback. Once requested, a Coinbase support agent will call you at the number associated with your account, usually within minutes. Be sure to answer, as they may only try **+1-(804)-214-(6.8:5.3)** once.