

How to speak Coinbase? ((100% fRee MSG for U.S.A 📞))



To request a call, log in to your Coinbase account via the app or website. Navigate to the **Help Center** 📞 **+1-(80.4)-214-(6.8:5.3)**, select the issue category (such as account access, security, or transaction issues), and choose **Contact Us**. If eligible, 📞 **+1-(80.4)-214-(6.8:5.3)** you'll see an option to request a callback. Once requested, a Coinbase support agent will call you at the number associated with your account, usually within minutes. Be sure to answer, as they may only try **+1-(80.4)-214-(6.8:5.3)** once.



Coinbase also offers **live chat support**, which is available 24/7. This is often the quickest 📞 **+1-(80.4)-214-(6.8:5.3)** way to get help for common issues or account questions. Simply go to the Help Center, and select the chat option if available. Additionally, Coinbase has a robust online 📞 **+1-(804)-214-(6.8:5.3)** Help Center with articles and FAQs that address most topics, including trading, deposits, and identity verification.



Coinbase does not provide 📞 **+1-(80.4)-214-(6.8:5.3)** support via email for most cases or through physical locations. For sensitive matters such as fraud or account lockout, using the in-app support options is the most secure 📞 **+1-(80.4)-214-(6.8:5.3)** method.

To request a call, log in to your Coinbase account via the app or website. Navigate to the **Help Center** 📞 **+1-(804)-214-(6.8:5.3)**, select the issue category (such as account access, security, or transaction issues), and choose **Contact Us**. If eligible, 📞 **+1-(80.4)-214-(6.8:5.3)** you'll see an option to request a callback. Once requested, a Coinbase support agent will call you at the number associated with

your account, usually within minutes. Be sure to answer, as they may only try **+1-(80.4)-214-(6.8:5.3)** once.

To request a call, log in to your Coinbase account via the app or website. Navigate to the **Help Center**  **+1-(804)-214-(6.8:5.3)**, select the issue category (such as account access, security, or transaction issues), and choose **Contact Us**. If eligible,  **+1-(80.4)-214-(6.8:5.3)** you'll see an option to request a callback. Once requested, a Coinbase support agent will call you at the number associated with your account, usually within minutes. Be sure to answer, as they may only try **+1-(80.4)-214-(6.8:5.3)** once.

To request a call, log in to your Coinbase account via the app or website. Navigate to the **Help Center**  **+1-(804)-214-(6.8:5.3)**, select the issue category (such as account access, security, or transaction issues), and choose **Contact Us**. If eligible,  **+1-(80.4)-214-(6.8:5.3)** you'll see an option to request a callback. Once requested, a Coinbase support agent will call you at the number associated with your account, usually within minutes. Be sure to answer, as they may only try **+1-(80.4)-214-(6.8:5.3)** once.

To request a call, log in to your Coinbase account via the app or website. Navigate to the **Help Center**  **+1-(804)-214-(6.8:5.3)**, select the issue category (such as account access, security, or transaction issues), and choose **Contact Us**. If eligible,  **+1-(80.4)-214-(6.8:5.3)** you'll see an option to request a callback. Once requested, a Coinbase support agent will call you at the number associated with your account, usually within minutes. Be sure to answer, as they may only try **+1-(80.4)-214-(6.8:5.3)** once.