


NINE Effective Ways to Call QuickBooks® Error U.S. Support


How Do I Speak to a Representative at QuickBooks Error Support?


 **Call Now: 1-866-363-0196 or 1-877-729-5524**

 *24/7 U.S.-Based Assistance for QuickBooks Desktop & Online Error Support*

QuickBooks® errors like **6000-series**, **H202**, **15243**, or **Payroll update failures** can interrupt your workday. This guide shows you **9 reliable ways to connect directly** with a QuickBooks support representative—so you can resolve technical errors fast.

1. Call QuickBooks Error Support Directly

 **Dial: 1-866-363-0196 or 1-877-729-5524**

 Best for issues like:


- Company file errors (6000-series)
 - Network problems (H202, H505)
 - Update/install failures
 - Payroll setup or tax table issues
- Speak with a **real U.S. support agent** right away.
-

2. Use “Contact Us” Inside QuickBooks Software

For QuickBooks Desktop:

Press **F1** or go to **Help > Contact Us 1-866-363-0196 or 1-877-729-5524**


Choose: “Talk to a human” → Select **Call or Chat**

 Ensures proper routing based on your specific error.

3. Request a Callback Instead of Waiting on Hold

Visit: <https://quickbooks.intuit.com/learn-support/>

Choose **“Have us call you”** and submit your issue

 Save time and connect with a rep when you're ready.

4. Use Live Chat with a QuickBooks Error Specialist

For minor issues or early-stage troubleshooting:

Start a chat via the support site under the **“Error Support”** section

 Good for:

- Installation help
 - Sync issues
 - File path or directory errors
-

✓ 5. Use the QuickBooks Tool Hub Before You Call

Download from: QuickBooks Tool Hub

Tools include:

- **Quick Fix My Program**
 - **File Doctor**
 - **Install Diagnostic Tool**
🔧 Resolve common issues before needing a live agent.
-

✓ 6. Submit a Support Request via Email/Web Form

Use the official support page to log a case and request email response.

✉ Ideal for:

- Non-urgent issues
 - Error code documentation
 - Software conflict reports
-

✓ 7. Access QuickBooks Community Forums

<https://quickbooks.intuit.com/community/>

- 🔍 Browse solutions by error code
 - 💡 Often includes input from ProAdvisors & Intuit-certified staff.
-

✓ 8. Use Notifications with Direct Error Links

Some in-app errors will offer:

“Learn more” → “Call Support” or “Fix It” buttons


🔔 These often redirect you to support queues instantly.


✓ 9. Work with a QuickBooks ProAdvisor

Find one here

👤 Especially helpful for persistent or advanced technical errors (e.g., file corruption, hosting issues).


Need Error Help Now? Speak to a Live U.S. QuickBooks Expert

 **Call: 1-866-363-0196 or 1-877-729-5524**

 *Support Open 24/7 – Fast Fixes for QuickBooks Desktop, Online & Payroll Errors*

Ways to Call QuickBooks® Customer Service: By Email and Chat Options

An Ultimate Helpful Guide for U.S. QuickBooks Users

 **Support Line: 1-866-363-0196 or 1-877-729-5524**

 *24/7 U.S.-Based Help for QuickBooks Desktop, Online & Payroll*

When you're facing QuickBooks® issues—whether it's a login failure, payroll error, or billing concern—you want fast, reliable support. This ultimate guide walks you through all the **ways to contact QuickBooks customer service**, including phone, live chat, email, and more.

◆ **1. Call QuickBooks Customer Service (U.S.)**

 **1-866-363-0196 or 1-877-729-5524**

Best for real-time help with:

- Account access problems
 - Payroll tax and deposit errors
 - QuickBooks Desktop installation or update issues
 - ✓ **Speak with a live representative 24/7.**
-


◆ **2. Use “Contact Us” from Within the Software**

QuickBooks Desktop:

Press **F1** or go to **Help > Contact Us**

QuickBooks Online:


Click the **? (Help)** icon > Type issue > Choose **Chat or Call**

 This routes your issue to the right department automatically.

◆ **3. Request a Callback (Skip the Hold Line)**

Visit: <https://quickbooks.intuit.com/learn-support/>

Click **“Contact Us”** > **“Have us call you”**

 You'll get a callback from a U.S.-based agent at your preferred time.

◆ 4. Use Live Chat Support for QuickBooks

💬 Start a live chat with QuickBooks reps:

- Go to the support page and select **Chat**
 - Available for **Desktop, Online, and Payroll**
 - 💡 Great for:
 - Resetting passwords
 - Subscription/billing inquiries
 - Small technical questions
-

◆ 5. Submit a Help Request via Email (Support Case)

On the support site, choose “Submit a case” or “Email us”

✉ Ideal for:

- Tax notice assistance
 - Escalated billing disputes
 - Complex errors requiring documentation
-

◆ 6. Get Follow-Up by Email After Support Call or Chat

✅ After a phone call or live chat, you can request:

- A transcript
 - Case summary
 - Detailed next steps
 - 📁 Helpful for recordkeeping and ongoing fixes.
-

◆ 7. Use QuickBooks Community Forum for Peer Support

<https://quickbooks.intuit.com/community/>

Post questions or search answers about:

- Error codes
 - Product features
 - Best practices
 - 🧠 Monitored by QuickBooks ProAdvisors and Intuit support agents.
-

◆ 8. Connect with QuickBooks on Twitter/X

DM [@QuickBooks](#)

Use this for outage updates or quick answers to account access issues.

🔔 Fast response time for publicly known problems.

◆ 9. Email Your Accountant via QuickBooks Shared Access

If you're working with a bookkeeper:

Use **QuickBooks Online Accountant tools** to share errors, reports, and get help from your accountant directly.

◆ 10. Get Help from a QuickBooks ProAdvisor

Find a ProAdvisor

👥 Many ProAdvisors provide customer support assistance by phone and email for:

- Advanced troubleshooting
 - Setup help
 - Payroll and taxes
-

Need QuickBooks Help Right Now?

 **Call: 1-866-363-0196 or 1-877-729-5524**

 *24/7 Phone Support Available for All U.S. QuickBooks Users*