

✅ **SIX Ways to {Contact} QuickBooks Desktop Support**

For Full Error Fixes — QB Desktop (Pro, Premier, Enterprise)

1. 📞 Call QuickBooks Desktop Support Directly

Step-by-Step:

1. Dial **1-866-363-0196** or **1-877-729-5524**
2. Follow the prompts for QuickBooks Desktop support
3. Be ready to provide:
 - License/product number
 - Error message/code
 - QuickBooks version (e.g., Desktop Premier 2024)

✅ Best for: Urgent technical errors, crashes, update failures, or data corruption.

2. 💬 Use the QuickBooks Desktop Help Menu

Step-by-Step:

1. Open your **QuickBooks Desktop** application
2. Click **Help** (top menu) > **Contact Us**
3. Enter your issue (e.g., “QuickBooks Error 6000 77”)
4. Choose **Chat** or **Request a Callback**

✅ Best for: Support routed specifically to your error or version.

3. 🛠️ QuickBooks Tool Hub – Self-Fix Tool

Step-by-Step:

1. Download from:
QuickBooks Tool Hub
2. Open the tool and choose a module based on your issue:
 - **Company File Issues**
 - **Network Issues**
 - **Program Problems**

✅ Best for: Fixing common and known QuickBooks Desktop errors **before calling** support.

4. Use the Official QuickBooks Support Portal

Step-by-Step:

1. Go to:
<https://quickbooks.intuit.com/learn-support/contact-us>
2. Select your product: **QuickBooks Desktop**
3. Enter your issue and choose how to connect (chat, phone, or community)

✅ Best for: Quick help or to book a scheduled support call without waiting.

5. Hire a QuickBooks Certified ProAdvisor

Step-by-Step:

1. Visit:
<https://quickbooks.intuit.com/find-an-accountant/>
2. Enter your ZIP code or choose virtual support
3. Filter for **Desktop Experience**
4. Contact and consult on complex issues or file recovery

✅ Best for: Advanced troubleshooting and local help with accounting or desktop setup.

6. Post on the QuickBooks Community Forum

Step-by-Step:

1. Go to:
<https://quickbooks.intuit.com/community/>
2. Search your error or start a new post
3. Include error code, version, and what you've tried


✅ Best for: Peer support and fixes for **recurring or known issues**.


Pro Tip Before Contacting Support:

- **Back up** your QuickBooks company file
- Write down the **exact error code** and steps leading to it
- Know your **Intuit account email** and **license number**

Ways to Call QuickBooks® Customer Service: By Email and Chat Options

An Ultimate Helpful Guide for U.S. QuickBooks Users

 **Support Line: 1-866-363-0196 or 1-877-729-5524**

 **24/7 U.S.-Based Help for QuickBooks Desktop, Online & Payroll**

When you're facing QuickBooks® issues—whether it's a login failure, payroll error, or billing concern—you want fast, reliable support. This ultimate guide walks you through all the **ways to contact QuickBooks customer service**, including phone, live chat, email, and more.

◆ **1. Call QuickBooks Customer Service (U.S.)**

 **1-866-363-0196 or 1-877-729-5524**

Best for real-time help with:

- Account access problems
 - Payroll tax and deposit errors
 - QuickBooks Desktop installation or update issues
 - ✓ **Speak with a live representative 24/7.**
-


◆ **2. Use “Contact Us” from Within the Software**

QuickBooks Desktop:

Press **F1** or go to **Help > Contact Us**

QuickBooks Online:


Click the **? (Help)** icon > Type issue > Choose **Chat or Call**

 This routes your issue to the right department automatically.

◆ **3. Request a Callback (Skip the Hold Line)**

Visit: <https://quickbooks.intuit.com/learn-support/>

Click **“Contact Us”** > “Have us call you”

 You'll get a callback from a U.S.-based agent at your preferred time.

◆ **4. Use Live Chat Support for QuickBooks**

 Start a live chat with QuickBooks reps:

- Go to the support page and select **Chat**
- Available for **Desktop, Online, and Payroll**
- 💡 Great for:

- Resetting passwords
 - Subscription/billing inquiries
 - Small technical questions
-

◆ 5. Submit a Help Request via Email (Support Case)


On the support site, choose “Submit a case” or “Email us”

 Ideal for:

- Tax notice assistance
 - Escalated billing disputes
 - Complex errors requiring documentation
-

◆ 6. Get Follow-Up by Email After Support Call or Chat

✓ After a phone call or live chat, you can request:

- A transcript
 - Case summary
 - Detailed next steps
-  Helpful for recordkeeping and ongoing fixes.
-

◆ 7. Use QuickBooks Community Forum for Peer Support

<https://quickbooks.intuit.com/community/>


Post questions or search answers about:

- Error codes
 - Product features
 - Best practices
-  Monitored by QuickBooks ProAdvisors and Intuit support agents.
-

◆ 8. Connect with QuickBooks on Twitter/X

DM [@QuickBooks](#)

Use this for outage updates or quick answers to account access issues.

 Fast response time for publicly known problems.


◆ 9. Email Your Accountant via QuickBooks Shared Access

If you're working with a bookkeeper:

Use **QuickBooks Online Accountant tools** to share errors, reports, and get help from your accountant directly.

◆ 10. Get Help from a QuickBooks ProAdvisor

Find a ProAdvisor

 Many ProAdvisors provide customer support assistance by phone and email for:

- Advanced troubleshooting
 - Setup help
 - Payroll and taxes
-

Need QuickBooks Help Right Now?

 **Call: 1-866-363-0196 or 1-877-729-5524**

 *24/7 Phone Support Available for All U.S. QuickBooks Users*