


Ways to Call QuickBooks® Customer Service: By Email and Chat Options

An Ultimate Helpful Guide for U.S. QuickBooks Users

 **Support Line: 1-866-363-0196 or 1-877-729-5524**

 *24/7 U.S.-Based Help for QuickBooks Desktop, Online & Payroll*

When you're facing QuickBooks® issues—whether it's a login failure, payroll error, or billing concern—you want fast, reliable support. This ultimate guide walks you through all the **ways to contact QuickBooks customer service**, including phone, live chat, email, and more.

◆ **1. Call QuickBooks Customer Service (U.S.)**

 **1-866-363-0196 or 1-877-729-5524**

Best for real-time help with:

- Account access problems
 - Payroll tax and deposit errors
 - QuickBooks Desktop installation or update issues
 - ✓ **Speak with a live representative 24/7.**
-


◆ **2. Use “Contact Us” from Within the Software**

QuickBooks Desktop:

Press **F1** or go to **Help > Contact Us**

QuickBooks Online:


Click the **? (Help)** icon > Type issue > Choose **Chat or Call**

 This routes your issue to the right department automatically.

◆ **3. Request a Callback (Skip the Hold Line)**

Visit: <https://quickbooks.intuit.com/learn-support/>

Click **“Contact Us”** > “Have us call you”

 You'll get a callback from a U.S.-based agent at your preferred time.

◆ **4. Use Live Chat Support for QuickBooks**

 Start a live chat with QuickBooks reps:

- Go to the support page and select **Chat**
- Available for **Desktop, Online, and Payroll**

 Great for:

- Resetting passwords
 - Subscription/billing inquiries
 - Small technical questions
-

◆ 5. Submit a Help Request via Email (Support Case)


On the support site, choose “Submit a case” or “Email us”

 Ideal for:

- Tax notice assistance
 - Escalated billing disputes
 - Complex errors requiring documentation
-

◆ 6. Get Follow-Up by Email After Support Call or Chat


✓ After a phone call or live chat, you can request:

- A transcript
 - Case summary
 - Detailed next steps
-  Helpful for recordkeeping and ongoing fixes.
-

◆ 7. Use QuickBooks Community Forum for Peer Support

<https://quickbooks.intuit.com/community/>


Post questions or search answers about:

- Error codes
 - Product features
 - Best practices
-  Monitored by QuickBooks ProAdvisors and Intuit support agents.
-

◆ 8. Connect with QuickBooks on Twitter/X

DM [@QuickBooks](#)

Use this for outage updates or quick answers to account access issues.

 Fast response time for publicly known problems.

◆ 9. Email Your Accountant via QuickBooks Shared Access

If you're working with a bookkeeper:

Use **QuickBooks Online Accountant tools** to share errors, reports, and get help from your accountant directly.

◆ 10. Get Help from a QuickBooks ProAdvisor

Find a ProAdvisor

 Many ProAdvisors provide customer support assistance by phone and email for:

- Advanced troubleshooting
 - Setup help
 - Payroll and taxes
-

Need QuickBooks Help Right Now?

 **Call: 1-866-363-0196 or 1-877-729-5524**

 *24/7 Phone Support Available for All U.S. QuickBooks Users*